

Treasurer's Report: December 2024

Southern Park County Fire Protection District

Mike Brandt, Treasurer

1/16/25

Contents:

Balance Sheet

Profit & Loss Statement for Month

Monthly Budget Reports

District Financial Report

Interest rates

Notes (Money Transfers, Checks, Information)

2025 P&L

The Southern Park County Fire Protection District

Balance Sheet

As of December 31, 2024

| | Dec 31, 24 |
|--|--------------|
| ASSETS | |
| Current Assets | |
| Checking/Savings | |
| 10000 · Bank Accounts | |
| 10101 · ColoTrust - General Fund | 221,428.05 |
| 10102 · ColoTrust - TABOR & Reserve | 113,402.39 |
| 10103 · ColoTrust - Capital Improvement | 328,501.66 |
| 10104 · Allocated project savings | 84,732.47 |
| 10105 · Sunflower (Ops Checking) | 62,335.05 |
| 10106 · Sunflower (MED Account) | 14,211.55 |
| 10400 · Petty Cash | 905.03 |
| Total 10000 · Bank Accounts | 825,516.20 |
| Total Checking/Savings | 825,516.20 |
| Accounts Receivable | |
| 11002 · Accounts Receivable | |
| 11003 · Cash With Treasurer | 2,529.99 |
| 11106 · Interest (Treasurer) | 100.20 |
| Total 11002 · Accounts Receivable | 2,630.19 |
| Total Accounts Receivable | 2,630.19 |
| Total Current Assets | 828,146.39 |
| Fixed Assets | |
| 12000 · Fixed Assets | |
| 12100 · Vehicles | |
| 12200 - 2011 Ford Brush 9-3 | 40,500.00 |
| 12106 - 2022 Ford F350 - CMD 9 | 38,515.42 |
| 12110 - 2005 Ford F550 - Squad 9-1 | 57,502.14 |
| 12115 - 1993 International - Engine 9-1 | 123,536.69 |
| 12120 - 1985 Freightliner - Tender 9-1 | -0.40 |
| 12125 - 2005 Ford F550 - Squad 9-2 | 53,548.86 |
| 12135 - 1986 Gruman GMC - Engine 9-2 | 6,500.00 |
| 12145 - 2005 Ford F350 - Squad 9-3 | 42,049.66 |
| 12150 - 1993 Pierce - Engine 9-3 | 9,000.00 |
| 12155 - 1995 Oshkosh - Tender 9-3 | 76,973.70 |
| 12165 - 2001 Ford F350 - Med 9-1 | 27,000.00 |
| 12175 - 2005 GMC K 3500 - Med 9-3 | 44,747.23 |
| 12176 - 2024 Chevy K3500 - Med 9- | 248,665.96 |
| 12180 - Auxiliary Trailer | 1,968.62 |
| 12181 - Kubota RTV-X1140 RTV 9-1 | 18,599.00 |
| 12195 - 2021 Kenworth Tender 9-1 | 126,907.96 |
| 12205 - 2015 International SMEAL | 138,875.00 |
| 12210 - 2024 Subaru Outback - Med 9-4 | 39,950.00 |
| Total 12100 · Vehicles | 1,094,839.84 |
| 12300 · Historical Record Corrections | |
| 12312 · Equipment - PC and Software | 8,511.09 |
| 12313 · Equipment - Radio Towers / Comm | 20,304.99 |
| 12314 · Equipment - Tools | 5,796.39 |
| Total 12300 · Historical Record Corrections | 34,612.47 |
| 12500 · Equipment, Fixtures & Furniture | |
| 12505 · Fire Equipment | 133,352.06 |
| 12510 · Medical Equipment | |
| 12511 - Heart monitors | 95,052.00 |
| 12510 · Medical Equipment - Other | 46,912.01 |
| Total 12510 · Medical Equipment | 141,964.01 |
| 12520 · Radio Equipment | 79,639.89 |
| Total 12500 · Equipment, Fixtures & Furniture | 354,955.96 |

The Southern Park County Fire Protection District

Balance Sheet

As of December 31, 2024

01/16/25

Accrual Basis

| | Dec 31, 24 |
|---|---------------------|
| 12700 · Buildings | |
| 12710 · 1745 County Road 102-Station 1 | 157,765.48 |
| 12715 · 8340 County Road 102-Station 2 | 60,256.55 |
| 12720 · 2046 County Road 88-Station 3 | 87,087.15 |
| | 305,109.18 |
| Total 12700 · Buildings | 305,109.18 |
| 12800 · Land | |
| 12810 · Station 1 (Property) | 10,000.00 |
| 12815 · Station 2 (Property) | 23,689.32 |
| 12820 · Station 3 (Property) | 22,500.00 |
| | 56,189.32 |
| Total 12800 · Land | 56,189.32 |
| 12999 · <Less> Accumulated Depreciation | -806,937.07 |
| | 1,038,769.70 |
| Total 12000 · Fixed Assets | 1,038,769.70 |
| 12107 · 2025 Subaru Outback | 39,500.00 |
| | 1,078,269.70 |
| Total Fixed Assets | 1,078,269.70 |
| Other Assets | |
| 11000 · Property Taxes Receivable | 661,868.00 |
| 11011 · Cash with Treasurer | 3,248.94 |
| | 665,116.94 |
| Total Other Assets | 665,116.94 |
| TOTAL ASSETS | 2,571,533.03 |
| LIABILITIES & EQUITY | |
| Liabilities | |
| Current Liabilities | |
| Accounts Payable | |
| 20001 · Accounts Payable | 39,723.89 |
| | 39,723.89 |
| Total Accounts Payable | 39,723.89 |
| Credit Cards | |
| 17000 · Visa Cards | |
| 17004 · Visa - 3672 <Chief> INACTIVE | 1,456.15 |
| 17005 · Visa - 3953 <mkb> | 86.17 |
| 17006 · Visa - 4563 Fire Chief>< | 5.89 |
| 17007 · Visa - 7491 <Chief AS> | 234.10 |
| 17008 · Visa - 7798 <BP> | 132.78 |
| 17000 · Visa Cards - Other | -111.00 |
| | 1,804.09 |
| Total 17000 · Visa Cards | 1,804.09 |
| Total Credit Cards | 1,804.09 |
| Other Current Liabilities | |
| 20000 · Payroll Liabilities | |
| 20100 · FPPA | |
| 20101 · FPPA D&D Payable | 285.09 |
| 20102 · FPPA Defined Benefit | 1,881.16 |
| 20103 · FPPA D&D Payable (Co) | -573.66 |
| 20104 · FPPA Defined Benefit (Co) | -2,789.50 |
| | -1,196.91 |
| Total 20100 · FPPA | -1,196.91 |
| 20200 · Colorado State Taxes | |
| 20201 · CO SUTA Payable | -593.53 |
| | -593.53 |
| Total 20200 · Colorado State Taxes | -593.53 |
| 20300 · Federal Taxes and Withholding | |
| 20301 · Federal FUTA Payable | -10.27 |
| | -10.27 |
| Total 20300 · Federal Taxes and Withholding | -10.27 |

The Southern Park County Fire Protection District

Balance Sheet

01/16/25

As of December 31, 2024

Accrual Basis

| | Dec 31, 24 |
|--|---------------------|
| 20000 · Payroll Liabilities - Other | 1,268.07 |
| Total 20000 · Payroll Liabilities | -532.64 |
| 21000 · Deferred Revenue | 661,868.00 |
| 2110 · Direct Deposit Liabilities | 773.90 |
| Total Other Current Liabilities | 662,109.26 |
| Total Current Liabilities | 703,637.24 |
| Total Liabilities | 703,637.24 |
| Equity | |
| 14000 · Net Investment in Fixed Assets | 603,827.98 |
| 26000 · Retained Earnings | 1,118,700.64 |
| 30000 · Opening Balance Equity | -411,134.22 |
| Net Income | 556,501.39 |
| Total Equity | 1,867,895.79 |
| TOTAL LIABILITIES & EQUITY | 2,571,533.03 |

The Southern Park County Fire Protection District

Profit & Loss

December 2024

| | Dec 24 |
|--|-----------|
| Ordinary Income/Expense | |
| Income | |
| 40000 · General Revenue | |
| 40100 · District Tax Collected | |
| 40101 · Current Tax Collected | 12,127.83 |
| 40102 · Delinquent Tax Collected | 110.31 |
| 40104 · Specific Ownership Tax | 3,550.25 |
| | 15,788.39 |
| Total 40100 · District Tax Collected | |
| 40200 · Interest Income | |
| 40103 · Interest on Tax Collected | 879.54 |
| 40201 · ColoTrust Interest Income | 2,960.08 |
| 40202 · Sunflower Bank Interest Income | 0.75 |
| | 3,840.37 |
| Total 40200 · Interest Income | |
| 40300 · Program and Service Income | |
| 40303 · Medical Billing <Income> | 1,177.71 |
| | 1,177.71 |
| Total 40300 · Program and Service Income | |
| | 20,806.47 |
| Total 40000 · General Revenue | |
| | 20,806.47 |
| Total Income | 20,806.47 |
| Gross Profit | 20,806.47 |
| Expense | |
| 20500 · Payroll Expenses | |
| 20501 · FPPA Expenses | 1,006.93 |
| 20502 · Chief's Salary | 5,833.33 |
| 20503 · Shift Pay | 1,700.00 |
| 20505 · Company Payroll Expenses | 631.08 |
| 20507 · Admin Pay | 600.00 |
| 20508 · Exec Assistant | 1,836.00 |
| 20510 · Fire Fighter Paid Position | 2,700.00 |
| 20500 · Payroll Expenses - Other | 49.82 |
| | 14,357.16 |
| Total 20500 · Payroll Expenses | |
| 70000 · Services, Supplies & Equipment | |
| 70100 · Materials, Supplies & Equipment | |
| 70101 · Firefighting Supplies & Equip | 1,815.81 |
| 70102 · Medical Supplies & Equipment | |
| Ambulance WiFi | 80.04 |
| 70102 · Medical Supplies & Equipment - Other | 107.80 |
| | 187.84 |
| Total 70102 · Medical Supplies & Equipment | |
| 70105 · Equipment Rental | 50.00 |
| 70106 · Office Supplies | 339.14 |
| 70107 · Food for station | 44.54 |
| | 2,437.33 |
| Total 70100 · Materials, Supplies & Equipment | |
| 70200 · Contract Services | |
| 70204 · EMS Billing Services | 368.91 |
| 70206 · Calibration services | 500.00 |
| | 868.91 |
| Total 70200 · Contract Services | |
| 70400 · Administrative Expenses | |
| 70401 · County Treasurer Fees | 393.53 |
| 70406 · Insurance Expense | 534.00 |
| | 927.53 |
| Total 70400 · Administrative Expenses | |

The Southern Park County Fire Protection District

Profit & Loss

December 2024

| | <u>Dec 24</u> |
|---|-----------------------|
| 70500 · Dues, Memberships & Licenses | |
| 70501 · Dues and Memberships | 773.46 |
| 70502 · Licenses | 111.74 |
| Total 70500 · Dues, Memberships & Licenses | <u>885.20</u> |
| Total 70000 · Services, Supplies & Equipment | 5,118.97 |
| 80000 · Building & Fleet Services | |
| 80200 · Utilities | |
| 80201 · Telephone Expense | 50.18 |
| 80202 · Electric | 384.92 |
| 80203 · Gas (LPG) | 1,377.44 |
| 80204 · Trash | 165.85 |
| 80205 · Internet | 89.95 |
| Total 80200 · Utilities | <u>2,068.34</u> |
| Total 80000 · Building & Fleet Services | <u>2,068.34</u> |
| Total Expense | <u>21,544.47</u> |
| Net Ordinary Income | <u>-738.00</u> |
| Net Income | <u><u>-738.00</u></u> |

Monthly Budget

December 2024

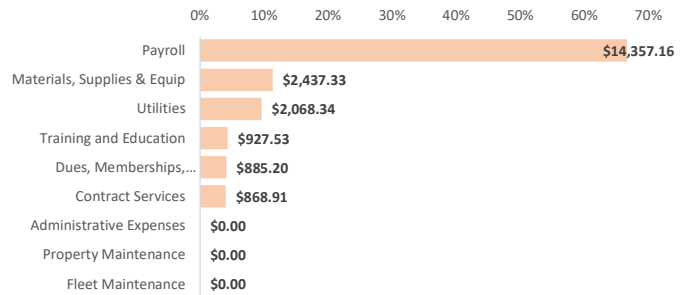
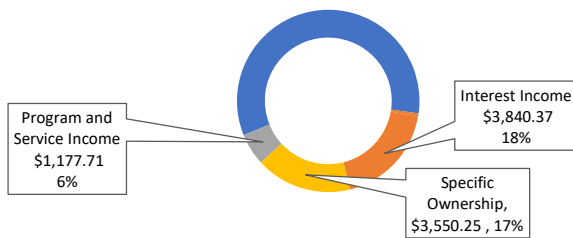
| Income | | | | | | | |
|----------------------------|---------------------|--------------------|---------------------|----------------------|----------------------|----------------------|----------------------|
| | Transactions | Budget | Over/(Under) | YTD Trx | YTD Budget | YTD Over/(Under) | Annual Budget |
| District Tax Collected | \$ 12,127.83 | \$ - | \$ 12,127.83 | \$ 677,592.27 | \$ 619,868.09 | \$ 57,724.18 | \$ 619,868.09 |
| Delinquent Taxes | \$ 110.31 | \$ - | \$ 110.31 | \$ (3.44) | \$ - | \$ (3.44) | \$ - |
| Interest Income | \$ 3,840.37 | \$ 2,000.00 | \$ 1,840.37 | \$ 41,120.57 | \$ 24,000.00 | \$ 17,120.57 | \$ 24,000.00 |
| Specific Ownership | \$ 3,550.25 | \$ 3,500.00 | \$ 50.25 | \$ 59,223.37 | \$ 42,000.00 | \$ 17,223.37 | \$ 42,000.00 |
| Program and Service Income | \$ 1,177.71 | \$ - | \$ 1,177.71 | \$ 119,847.54 | \$ - | \$ 119,847.54 | \$ - |
| Income: | \$ 20,806.47 | \$ 5,500.00 | \$ 15,306.47 | \$ 897,780.31 | \$ 685,868.09 | \$ 211,912.22 | \$ 685,868.09 |

| Expenses | | | | | | | |
|-----------------------------|---------------------|---------------------|-----------------------|----------------------|----------------------|------------------------|----------------------|
| Payroll | \$ 14,357.16 | \$ 15,815.82 | \$ (1,458.66) | \$ 169,688.79 | \$ 189,789.80 | \$ (20,101.01) | \$ 189,789.80 |
| Materials, Supplies & Equip | \$ 2,437.33 | \$ 10,008.33 | \$ (7,571.00) | \$ 29,256.37 | \$ 120,100.00 | \$ (90,843.63) | \$ 120,100.00 |
| Contract Services | \$ 868.91 | \$ 1,314.58 | \$ (445.67) | \$ 11,152.35 | \$ 15,775.00 | \$ (4,622.65) | \$ 15,775.00 |
| Training and Education | \$ 927.53 | \$ 1,333.33 | \$ (405.80) | \$ 6,650.56 | \$ 16,000.00 | \$ (9,349.44) | \$ 16,000.00 |
| Administrative Expenses | \$ - | \$ 3,701.92 | \$ (3,701.92) | \$ 43,847.49 | \$ 44,423.04 | \$ (575.55) | \$ 44,423.04 |
| Dues, Memberships, Licenses | \$ 885.20 | \$ 383.33 | \$ 501.87 | \$ 1,135.20 | \$ 4,600.00 | \$ (3,464.80) | \$ 4,600.00 |
| Property Maintenance | \$ - | \$ 3,833.33 | \$ (3,833.33) | \$ 1,939.47 | \$ 46,000.00 | \$ (44,060.53) | \$ 46,000.00 |
| Utilities | \$ 2,068.34 | \$ 1,199.72 | \$ 868.63 | \$ 10,982.25 | \$ 14,396.58 | \$ (3,414.33) | \$ 14,396.58 |
| Fleet Maintenance | \$ - | \$ 4,708.33 | \$ (4,708.33) | \$ 50,735.30 | \$ 56,500.00 | \$ (5,764.70) | \$ 56,500.00 |
| Expenses: | \$ 21,544.47 | \$ 42,298.70 | \$ (20,754.23) | \$ 325,387.78 | \$ 507,584.42 | \$ (182,196.64) | \$ 507,584.42 |

Net Income/Loss: \$ (738.00) \$ (36,798.70) \$ 36,060.70 \$ 572,392.53 \$ 178,283.67 \$ 394,108.86 \$ 178,283.67

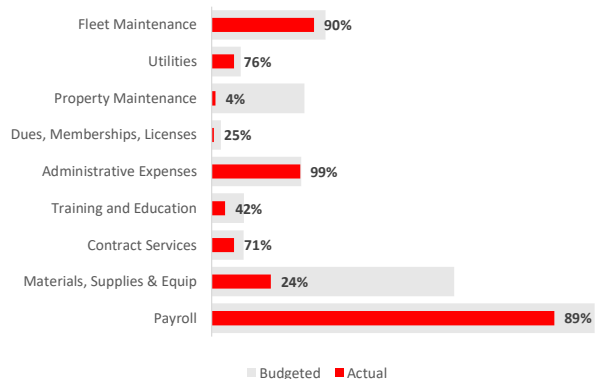
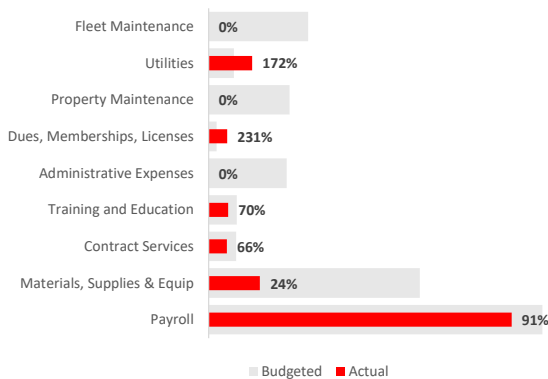
Current Month: District Income

Current Month: District Expenses (ranked)



Current Month: Budget vs Actual

YTD: Budget vs Actual



District Financial Report

December 2024

Banking and Investments

| ColoTrust | | | | | |
|--------------------|---------------|--------------------|---------------|---------------------|---------------|
| General Fund | | TABOR & Reserve | | Capital Improvement | |
| Beginning Balance: | \$ 205,254.88 | Beginning Balance: | \$ 112,951.31 | Beginning Balance: | \$ 327,195.06 |
| Inflows: | \$ 17,139.79 | Inflows: | \$ 451.08 | Inflows: | \$ 1,306.60 |
| Outflow: | \$ - | Outflow: | \$ - | Outflow: | \$ - |
| Ending Balance: | \$ 222,394.67 | Ending Balance: | \$ 113,402.39 | Ending Balance: | \$ 328,501.66 |

| Sunflower Bank | | | |
|----------------------|--------------|--------------------|--------------|
| Operations | | Medical Billing | |
| Operations Checking: | \$ 93,939.39 | Beginning Balance: | \$ 13,402.75 |
| Inflows: | \$ 0.75 | Inflows: | \$ 1,177.71 |
| Outflow: | \$ 25,826.21 | Outflow: | \$ 368.91 |
| Ending Balance: | \$ 68,113.93 | Ending Balance: | \$ 14,211.55 |

| Allocated project savings acct | |
|--------------------------------|--------------|
| Beginning Balance: | \$ 84,395.46 |
| Inflows: | \$ 337.01 |
| Outflow: | \$ - |
| Ending Balance: | \$ 84,732.47 |

| | | | |
|----------------------------|---------------|----------------------------|--------------|
| ColoTrust Available Funds: | \$ 749,031.19 | Sunflower Available Funds: | \$ 82,325.48 |
|----------------------------|---------------|----------------------------|--------------|

| | |
|----------------------------|----------------------|
| Total ALL Accounts: | \$ 831,356.67 |
| Total Avail Funds | \$ 831,356.67 |

| Other District Monies | |
|-----------------------|------|
| Petty Cash | |
| Beginning Balance: | \$ - |
| Inflows: | \$ - |
| Outflow: | \$ - |
| Ending Balance: | \$ - |

Expenses: Actual vs. Budget

| For the Month | Actual | Budget | Over/(Under) |
|--------------------------|--------------------|-----------------------|---------------------|
| District Income | \$ 20,806.47 | \$ 5,500.00 | \$ 15,306.47 |
| District Expenses | \$ 21,544.47 | \$ 42,298.70 | \$ (20,754.23) |
| Net Income/(Loss) | \$ (738.00) | \$ (36,798.70) | \$ 36,060.70 |

| For the Year | Actual | Budget | Over/(Under) |
|--------------------------|----------------------|----------------------|----------------------|
| District Income | \$ 897,780.31 | \$ 685,868.09 | \$ 211,912.22 |
| District Expenses | \$ 325,387.78 | \$ 507,584.42 | \$ (182,196.64) |
| Net Income/(Loss) | \$ 572,392.53 | \$ 178,283.67 | \$ 394,108.86 |

Budget Highlights

Month to Date

| | | |
|-----------|----------------|-----------------------------|
| Income: | \$ 15,306.47 | Received more than expected |
| Expenses: | \$ (20,754.23) | Spent less than expected |

Year to Date:

| | | |
|-----------|-----------------|-----------------------------|
| Income: | \$ 211,912.22 | Received more than expected |
| Expenses: | \$ (182,196.64) | Spent less than expected |

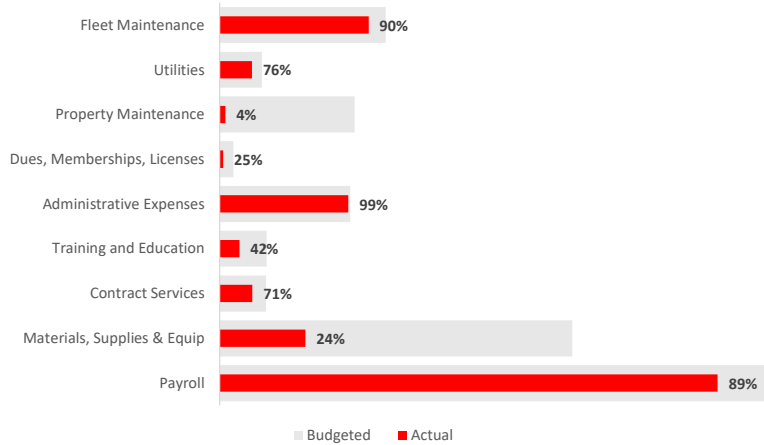
All other accounts have an expenditure variance from budget under \$500.

Respectfully submitted,

Mike Brandt

SPCFPD Treasurer

Annual Budget: Budget vs Actual



Notes for Treasurer's Report

December 2024

page 1 of 1

Transferred funds:

\$0.00 from Colo Trust General Fund to Sunflower Ops account

Income this month

Property Tax: \$12,127.83

Ownership tax: \$3,550.25

Program and service income: \$1,177.71

Interest: 3,840.37

Checks/Funds transferred

| To: | For | Nov-24 |
|-------------------------------|-----------------------------------|--------------------|
| CORE (2000) | Electrical Sta 3 | \$ 31.37 |
| CORE (4700) | Electrical Sta 2 | \$ 112.37 |
| CORE (7100) | Electrical Sta 1 | \$ 241.18 |
| FPPA | Pension | \$ 4,369.10 |
| Highline (was South Park Tel) | Phone/Internet | \$ 190.13 |
| MileHgh Propane | Propane | \$ 1,377.44 |
| Park Cty Road & Bridge | Fuel | \$ 463.80 |
| Pinnacol | Insurance | \$ 534.00 |
| US Treasury | US Tax Withholding | \$ 4,267.10 |
| US Treasury | FUTA | \$ 19.20 |
| Visa | Aric's card | \$ 2,274.53 |
| Visa | Barry's card | \$ 1,209.25 |
| Visa | Mike's card | \$ 141.57 |
| Becker First Responder | Turn-out gear | \$ 1,325.04 |
| CNC Technical Services | Radios | \$ 193.64 |
| CoPro CFP | Extrication equipment | \$ 500.00 |
| Purcell Tire | Vehicle tires | \$ 1,298.77 |
| Uline | Fire Extinguishers, Env. Supplies | \$ 1,465.81 |
| Stiou-Schraut, Juliana | Reimbursement | \$ 39.00 |

Mike Brandt-Treasurer-2025-01-16

The Southern Park County Fire Protection District

Profit & Loss

01/16/25

January through December 2024

Accrual Basis

| | Jan - Dec 24 |
|---|-------------------|
| Ordinary Income/Expense | |
| Income | |
| 40000 · General Revenue | |
| 40100 · District Tax Collected | |
| 40101 · Current Tax Collected | 618,242.57 |
| 40102 · Delinquent Tax Collected | -3.44 |
| 40104 · Specific Ownership Tax | 58,059.02 |
| 40105 · Personal Property Exemption Col | 81.00 |
| 40106 · SB22-238 SB238 Reimbursement | 59,268.70 |
| Total 40100 · District Tax Collected | 735,647.85 |
| 40200 · Interest Income | |
| 40103 · Interest on Tax Collected | 2,497.29 |
| 40201 · ColoTrust Interest Income | 39,088.89 |
| 40202 · Sunflower Bank Interest Income | 4.63 |
| Total 40200 · Interest Income | 41,590.81 |
| 40300 · Program and Service Income | |
| 40301 · Donations | 2,380.00 |
| 40302 · Grants | 94,838.65 |
| 40303 · Medical Billing <Income> | 18,141.17 |
| 40304 · Fire Billing | 40.00 |
| 40305 · Refunds | 3,619.10 |
| 40309 · Burn permits | 90.00 |
| 40300 · Program and Service Income - Other | 30.00 |
| Total 40300 · Program and Service Income | 119,138.92 |
| 40400 · Other Income | -5,711.75 |
| Total 40000 · General Revenue | 890,665.83 |
| Total Income | 890,665.83 |
| Gross Profit | 890,665.83 |
| Expense | |
| 20500 · Payroll Expenses | |
| 20501 · FPPA Expenses | 11,750.72 |
| 20502 · Chief's Salary | 70,001.35 |
| 20503 · Shift Pay | 20,750.00 |
| 20505 · Company Payroll Expenses | 9,105.19 |
| 20506 · Special Pay - Chipper | 0.00 |
| 20507 · Admin Pay | 5,600.00 |
| 20508 · Exec Assistant | 22,356.00 |
| 20510 · Fire Fighter Paid Position | 30,000.00 |
| 20500 · Payroll Expenses - Other | 595.64 |
| Total 20500 · Payroll Expenses | 170,158.90 |
| 63400 · Interest Expense | 1.99 |
| 66900 · Reconciliation Discrepancies | -10.00 |
| 70000 · Services, Supplies & Equipment | |
| 70100 · Materials, Supplies & Equipment | |
| 70101 · Firefighting Supplies & Equip | 12,364.73 |
| 70102 · Medical Supplies & Equipment | |
| Ambulance WiFi | 1,990.40 |
| 70102 · Medical Supplies & Equipment - Other | 9,804.15 |
| Total 70102 · Medical Supplies & Equipment | 11,794.55 |

The Southern Park County Fire Protection District

Profit & Loss

01/16/25

January through December 2024

Accrual Basis

| | Jan - Dec 24 |
|--|-------------------|
| 70103 · Uniforms | 8,290.02 |
| 70104 · Radios | 257.48 |
| 70105 · Equipment Rental | 600.00 |
| 70106 · Office Supplies | 3,111.46 |
| 70107 · Food for station | 1,091.16 |
| 70100 · Materials, Supplies & Equipment - Other | 420.46 |
| Total 70100 · Materials, Supplies & Equipment | 37,929.86 |
| 70200 · Contract Services | |
| 70201 · Legal Services | 1,050.00 |
| 70202 · Accounting Services | 3,100.00 |
| 70204 · EMS Billing Services | 2,256.13 |
| 70206 · Calibration services | 2,867.68 |
| 70207 · Records | 1.50 |
| Total 70200 · Contract Services | 9,275.31 |
| 70300 · Training and Education | |
| 70301 · Fire Training | 1,437.03 |
| 70302 · EMS Training and Education | 5,711.32 |
| 70303 · Conferences and Meetings | 1,577.41 |
| 70300 · Training and Education - Other | 294.52 |
| Total 70300 · Training and Education | 9,020.28 |
| 70400 · Administrative Expenses | |
| 70401 · County Treasurer Fees | 18,318.19 |
| 70402 · Postage | 295.70 |
| 70403 · Legal Advertising and Filing | 14.45 |
| 70405 · Printing Services | 59.49 |
| 70406 · Insurance Expense | 25,240.00 |
| 70450 · General Administrative Expenses | |
| 70430 · Vehicle license fees | 19.92 |
| 70453 · Travel Expense | 506.91 |
| 70450 · General Administrative Expenses - Other | 181.71 |
| Total 70450 · General Administrative Expenses | 708.54 |
| 70400 · Administrative Expenses - Other | 166.00 |
| Total 70400 · Administrative Expenses | 44,802.37 |
| 70500 · Dues, Memberships & Licenses | |
| 70501 · Dues and Memberships | 2,725.81 |
| 70502 · Licenses | 428.88 |
| Total 70500 · Dues, Memberships & Licenses | 3,154.69 |
| Total 70000 · Services, Supplies & Equipment | 104,182.51 |
| 80000 · Building & Fleet Services | |
| 80100 · Property Maintenance | |
| 80101 · Station Repairs and Maintenance | 2,132.04 |
| Total 80100 · Property Maintenance | 2,132.04 |
| 80200 · Utilities | |
| 80201 · Telephone Expense | 602.42 |
| 80202 · Electric | 4,314.30 |
| 80203 · Gas (LPG) | 4,853.75 |
| 80204 · Trash | 1,968.50 |
| 80205 · Internet | 1,079.40 |
| Total 80200 · Utilities | 12,818.37 |

The Southern Park County Fire Protection District

Profit & Loss

January through December 2024

| | Jan - Dec 24 |
|---|-------------------|
| 80300 · Fleet Maintenance | |
| 80305 · Fire Apparatus | |
| 80310 · Fire Engines | 13,128.86 |
| 80320 · Squads | 9,509.47 |
| 80330 · Ambulances | 9,530.15 |
| 80340 · Other Fire Vehicles | 2,456.33 |
| 80500 · Fleet Maint. General Supplies | |
| 80501 · Vehicle Fuels | 7,651.58 |
| 80500 · Fleet Maint. General Supplies - Other | 1,953.57 |
| Total 80500 · Fleet Maint. General Supplies | 9,605.15 |
| 80305 · Fire Apparatus - Other | 26.98 |
| Total 80305 · Fire Apparatus | 44,256.94 |
| 80300 · Fleet Maintenance - Other | 623.69 |
| Total 80300 · Fleet Maintenance | 44,880.63 |
| Total 80000 · Building & Fleet Services | 59,831.04 |
| Total Expense | 334,164.44 |
| Net Ordinary Income | 556,501.39 |
| Net Income | 556,501.39 |