



Treasurer's Report: December 2023

Southern Park County Fire Protection District

Mike Brandt, Treasurer

1/8/24

Contents:

Balance Sheet

Profit & Loss Statement for Month

Profit and loss for 2023

Monthly Budget

District Financial Report

Notes (Money Transfers, Checks, Information)

The Southern Park County Fire Protection District

Balance Sheet

As of December 31, 2023

01/06/24

Accrual Basis

	Dec 31, 23
ASSETS	
Current Assets	
Checking/Savings	
10000 · Bank Accounts	
10101 · ColoTrust - General Fund	178,218.00
10102 · ColoTrust - TABOR & Reserve	107,563.64
10103 · ColoTrust - Capital Improvement	219,978.34
10104 · Allocated project savings	200,763.82
10105 · Sunflower (Ops Checking)	6,931.56
10106 · Sunflower (MED Account)	2,326.51
10400 · Petty Cash	905.03
Total 10000 · Bank Accounts	716,686.90
Total Checking/Savings	716,686.90
Accounts Receivable	
11002 · Accounts Receivable	
11003 · Cash With Treasurer	2,529.99
11106 · Interest (Treasurer)	100.20
Total 11002 · Accounts Receivable	2,630.19
Total Accounts Receivable	2,630.19
Total Current Assets	719,317.09
Fixed Assets	
12000 · Fixed Assets	
12100 · Vehicles	
12200 · 2011 Ford Brush 9-3	40,500.00
12106 · 2022 Ford F350 - CMD 9	37,310.00
12110 · 2005 Ford F550 - Squad 9-1	57,502.14
12115 · 1993 International - Engine 9-1	123,536.69
12120 · 1985 Freightliner - Tender 9-1	-0.40
12125 · 2005 Ford F550 - Squad 9-2	53,548.86
12135 · 1986 Gruman GMC - Engine 9-2	6,500.00
12145 · 2005 Ford F350 - Squad 9-3	42,049.66
12150 · 1993 Pierce - Engine 9-3	9,000.00
12155 · 1995 Oshkosh - Tender 9-3	76,973.70
12165 · 2001 Ford F350 - Med 9-1	27,000.00
12175 · 2005 GMC K 3500 - Med 9-3	44,747.23
12176 · 2024 Chevy K3500 - Med 9-	23,200.00
12180 · Auxiliary Trailer	1,968.62
12181 · Kubota RTV-X1140 RTV 9-1	18,599.00
12195 · 2021 Kenworth Tender 9-1	126,907.96
Total 12100 · Vehicles	689,343.46
12300 · Historical Record Corrections	
12312 · Equipment - PC and Software	8,511.09
12313 · Equipment - Radio Towers / Comm	20,304.99
12314 · Equipment - Tools	5,796.39
Total 12300 · Historical Record Corrections	34,612.47
12500 · Equipment, Fixtures & Furniture	
12505 · Fire Equipment	
12510 · Medical Equipment	133,352.06
12511 - Heart monitors	95,052.00
12510 · Medical Equipment - Other	46,912.01
Total 12510 · Medical Equipment	141,964.01
12520 · Radio Equipment	48,110.09
Total 12500 · Equipment, Fixtures & Furniture	323,426.16

The Southern Park County Fire Protection District

Balance Sheet

01/06/24

As of December 31, 2023

Accrual Basis

	Dec 31, 23
12700 · Buildings	
12710 · 1745 County Road 102-Station 1	157,765.48
12715 · 8340 County Road 102-Station 2	60,256.55
12720 · 2046 County Road 88-Station 3	87,087.15
Total 12700 · Buildings	305,109.18
12800 · Land	
12810 · Station 1 (Property)	10,000.00
12815 · Station 2 (Property)	23,689.32
12820 · Station 3 (Property)	22,500.00
Total 12800 · Land	56,189.32
12999 · <Less> Accumulated Depreciation	-806,937.07
Total 12000 · Fixed Assets	601,743.52
Total Fixed Assets	601,743.52
Other Assets	
11000 · Property Taxes Receivable	462,576.00
Total Other Assets	462,576.00
TOTAL ASSETS	1,783,636.61
LIABILITIES & EQUITY	
Liabilities	
Current Liabilities	
Accounts Payable	
20001 · Accounts Payable	-2,873.79
Total Accounts Payable	-2,873.79
Credit Cards	
17000 · Visa Cards	
17004 · Visa - 3672 <Chief> INACTIVE	1,456.15
17005 · Visa - 3953 <mkb>	-65.00
17006 · Visa - 4563 Fire Chief><	5.89
17007 · Visa - 7491 <Chief AS>	57.38
17000 · Visa Cards - Other	-111.00
Total 17000 · Visa Cards	1,343.42
Total Credit Cards	1,343.42
Other Current Liabilities	
20000 · Payroll Liabilities	
20100 · FPPA	
20101 · FPPA D&D Payable	336.60
20102 · FPPA Defined Benefit	1,881.00
20103 · FPPA D&D Payable (Co)	-565.33
20104 · FPPA Defined Benefit (Co)	-2,748.47
Total 20100 · FPPA	-1,096.20
20200 · Colorado State Taxes	
20201 · CO SUTA Payable	-248.25
Total 20200 · Colorado State Taxes	-248.25
20300 · Federal Taxes and Withholding	
20301 · Federal FUTA Payable	-10.27
Total 20300 · Federal Taxes and Withholding	-10.27
20000 · Payroll Liabilities - Other	469.91
Total 20000 · Payroll Liabilities	-884.81

The Southern Park County Fire Protection District

Balance Sheet

01/06/24

As of December 31, 2023

Accrual Basis

	Dec 31, 23
21000 · Deferred Revenue	462,576.00
2110 · Direct Deposit Liabilities	773.90
Total Other Current Liabilities	462,465.09
Total Current Liabilities	460,934.72
Total Liabilities	460,934.72
Equity	
14000 · Net Investment in Fixed Assets	1,353,076.74
26000 · Retained Earnings	244,630.00
30000 · Opening Balance Equity	-411,134.22
Net Income	136,129.37
Total Equity	1,322,701.89
TOTAL LIABILITIES & EQUITY	1,783,636.61

The Southern Park County Fire Protection District

Profit & Loss

December 2023

	Dec 23
Ordinary Income/Expense	
Income	
40000 · General Revenue	
40100 · District Tax Collected	
40101 · Current Tax Collected	6,864.03
40104 · Specific Ownership Tax	4,028.59
	10,892.62
Total 40100 · District Tax Collected	10,892.62
40200 · Interest Income	
40103 · Interest on Tax Collected	480.49
40201 · ColoTrust Interest Income	3,316.86
40202 · Sunflower Bank Interest Income	0.22
	3,797.57
Total 40200 · Interest Income	3,797.57
40300 · Program and Service Income	
40301 · Donations	471.18
40303 · Medical Billing <Income>	589.21
40305 · Refunds	243.52
	1,303.91
Total 40300 · Program and Service Income	1,303.91
Total 40000 · General Revenue	15,994.10
Total Income	15,994.10
Gross Profit	15,994.10
Expense	
20500 · Payroll Expenses	
20501 · FPPA Expenses	828.80
20502 · Chief's Salary	5,000.00
20503 · Shift Pay	1,350.00
20505 · Company Payroll Expenses	406.20
20506 · Special Pay - Chipper	0.00
20507 · Admin Pay	400.00
20508 · Exec Assistant	1,836.00
20510 · Fire Fighter Paid Position	2,400.00
20500 · Payroll Expenses - Other	46.52
	12,267.52
Total 20500 · Payroll Expenses	12,267.52
70000 · Services, Supplies & Equipment	
70100 · Materials, Supplies & Equipment	
70102 · Medical Supplies & Equipment	20.19
70105 · Equipment Rental	50.00
70106 · Office Supplies	95.00
	165.19
Total 70100 · Materials, Supplies & Equipment	165.19
70200 · Contract Services	
70201 · Legal Services	175.00
	175.00
Total 70200 · Contract Services	175.00
70400 · Administrative Expenses	
70401 · County Treasurer Fees	220.33
	220.33
Total 70400 · Administrative Expenses	220.33
Total 70000 · Services, Supplies & Equipment	560.52
80000 · Building & Fleet Services	
80100 · Property Maintenance	
80101 · Station Repairs and Maintenance	150.00
	150.00
Total 80100 · Property Maintenance	150.00

The Southern Park County Fire Protection District

Profit & Loss

December 2023

01/06/24

Accrual Basis

	Dec 23
80200 · Utilities	
80201 · Telephone Expense	50.31
80202 · Electric	370.18
80203 · Gas (LPG)	1,408.39
80204 · Trash	310.00
80205 · Internet	89.95
Total 80200 · Utilities	2,228.83
80300 · Fleet Maintenance	
80305 · Fire Apparatus	
80310 · Fire Engines	3,274.90
80320 · Squads	650.00
80500 · Fleet Maint. General Supplies	
80501 · Vehicle Fuels	165.10
Total 80500 · Fleet Maint. General Supplies	165.10
Total 80305 · Fire Apparatus	4,090.00
Total 80300 · Fleet Maintenance	4,090.00
Total 80000 · Building & Fleet Services	6,468.83
Total Expense	19,296.87
Net Ordinary Income	-3,302.77
Net Income	-3,302.77

The Southern Park County Fire Protection District

Profit & Loss

01/06/24

January through December 2023

Accrual Basis

	Jan - Dec 23
Ordinary Income/Expense	
Income	
40000 · General Revenue	
40100 · District Tax Collected	
40101 · Current Tax Collected	417,958.58
40102 · Delinquent Tax Collected	-593.50
40104 · Specific Ownership Tax	44,929.90
40105 · Personal Property Exemption Col	83.00
Total 40100 · District Tax Collected	462,377.98
40200 · Interest Income	
40103 · Interest on Tax Collected	1,618.93
40201 · ColoTrust Interest Income	36,323.58
40202 · Sunflower Bank Interest Income	3.12
Total 40200 · Interest Income	37,945.63
40300 · Program and Service Income	
40301 · Donations	1,271.18
40302 · Grants	7,500.00
40303 · Medical Billing <Income>	8,197.41
40304 · Fire Billing	6,249.34
40305 · Refunds	1,194.20
40308 · Chipper	1,470.00
40309 · Burn permits	20.00
40300 · Program and Service Income - Other	30.00
Total 40300 · Program and Service Income	25,932.13
40400 · Other Income	
40410 · Miscellaneous Income	978.32
40400 · Other Income - Other	10.00
Total 40400 · Other Income	988.32
Total 40000 · General Revenue	527,244.06
Total Income	527,244.06
Gross Profit	527,244.06
Expense	
20500 · Payroll Expenses	
20501 · FPPA Expenses	9,321.86
20502 · Chief's Salary	60,000.00
20503 · Shift Pay	32,200.00
20505 · Company Payroll Expenses	6,537.44
20506 · Special Pay - Chipper	577.50
20507 · Admin Pay	4,800.00
20508 · Exec Assistant	7,236.00
20509 · Deputy Chief	16,650.00
20510 · Fire Fighter Paid Position	7,200.00
20500 · Payroll Expenses - Other	2,894.68
Total 20500 · Payroll Expenses	147,417.48
63400 · Interest Expense	32.94
66900 · Reconciliation Discrepancies	0.01
70000 · Services, Supplies & Equipment	
70100 · Materials, Supplies & Equipment	
70101 · Firefighting Supplies & Equip	72,108.34
70102 · Medical Supplies & Equipment	
Ambulance WiFi	880.60
70102 · Medical Supplies & Equipment - Other	25,295.65
Total 70102 · Medical Supplies & Equipment	26,176.25

The Southern Park County Fire Protection District

Profit & Loss

01/06/24

January through December 2023

Accrual Basis

	Jan - Dec 23
70103 · Uniforms	3,471.77
70104 · Radios	327.97
70105 · Equipment Rental	600.00
70106 · Office Supplies	2,075.55
70100 · Materials, Supplies & Equipment - Other	173.48
Total 70100 · Materials, Supplies & Equipment	104,933.36
70200 · Contract Services	
70201 · Legal Services	2,440.00
70202 · Accounting Services	2,880.00
70204 · EMS Billing Services	697.30
70206 · Calibration services	1,206.93
70200 · Contract Services - Other	600.00
Total 70200 · Contract Services	7,824.23
70300 · Training and Education	
70301 · Fire Training	696.43
70302 · EMS Training and Education	3,701.88
70303 · Conferences and Meetings	4,902.12
Total 70300 · Training and Education	9,300.43
70400 · Administrative Expenses	
70401 · County Treasurer Fees	12,288.33
70402 · Postage	256.00
70403 · Legal Advertising and Filing	54.18
70406 · Insurance Expense	22,036.00
70450 · General Administrative Expenses	
70430 · Vehicle license fees	0.99
70460 · Meeting Services and Expenses	
70462 · Teleconference and Webinar	0.42
70460 · Meeting Services and Expenses - Other	440.52
Total 70460 · Meeting Services and Expenses	440.94
70450 · General Administrative Expenses - Other	140.35
Total 70450 · General Administrative Expenses	582.28
Total 70400 · Administrative Expenses	35,216.79
70500 · Dues, Memberships & Licenses	
70501 · Dues and Memberships	1,309.00
70502 · Licenses	192.59
70500 · Dues, Memberships & Licenses - Other	87.20
Total 70500 · Dues, Memberships & Licenses	1,588.79
Total 70000 · Services, Supplies & Equipment	158,863.60
80000 · Building & Fleet Services	
80100 · Property Maintenance	
80101 · Station Repairs and Maintenance	44,683.98
Total 80100 · Property Maintenance	44,683.98
80200 · Utilities	
80201 · Telephone Expense	641.60
80202 · Electric	3,605.82
80203 · Gas (LPG)	5,369.94
80204 · Trash	1,904.55
80205 · Internet	1,039.76
Total 80200 · Utilities	12,561.67

The Southern Park County Fire Protection District

Profit & Loss

01/06/24

January through December 2023

Accrual Basis

	<u>Jan - Dec 23</u>
80300 · Fleet Maintenance	
80305 · Fire Apparatus	
80310 · Fire Engines	7,400.29
80320 · Squads	6,036.09
80330 · Ambulances	4,313.58
80340 · Other Fire Vehicles	6,423.77
80500 · Fleet Maint. General Supplies	
80501 · Vehicle Fuels	5,772.11
80500 · Fleet Maint. General Supplies - Other	1,590.57
Total 80500 · Fleet Maint. General Supplies	<u>7,362.68</u>
Total 80305 · Fire Apparatus	31,536.41
80300 · Fleet Maintenance - Other	134.50
Total 80300 · Fleet Maintenance	<u>31,670.91</u>
Total 80000 · Building & Fleet Services	<u>88,916.56</u>
Total Expense	<u>395,230.59</u>
Net Ordinary Income	132,013.47
Other Income/Expense	
Other Income	
50000 · Gain/Loss on Sale	4,115.90
Total Other Income	<u>4,115.90</u>
Net Other Income	<u>4,115.90</u>
Net Income	<u><u>136,129.37</u></u>

Monthly Budget

December 2023

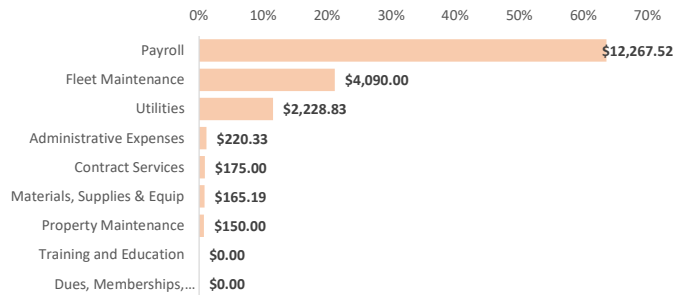
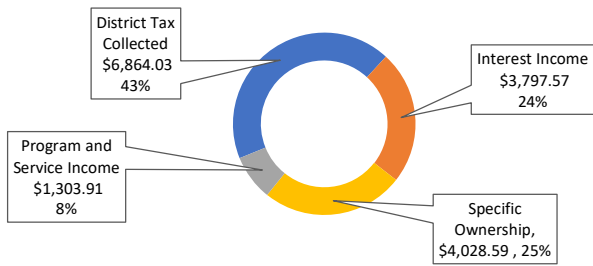
Income							
	Transactions	Budget	Over/(Under)	YTD Trx	YTD Budget	YTD Over/(Under)	Annual Budget
District Tax Collected	\$ 6,864.03	\$ -	\$ 6,864.03	\$ 417,958.58	\$ 420,576.24	\$ (2,617.66)	\$ 420,576.24
Delinquent Taxes	\$ -	\$ -	\$ -	\$ (593.50)	\$ -	\$ (593.50)	\$ -
Interest Income	\$ 3,797.57	\$ 316.67	\$ 3,480.90	\$ 37,945.63	\$ 3,800.00	\$ 34,145.63	\$ 3,800.00
Specific Ownership	\$ 4,028.59	\$ 3,000.00	\$ 1,028.59	\$ 45,012.90	\$ 7,666.67	\$ 37,346.23	\$ 36,000.00
Program and Service Income	\$ 1,303.91	\$ 166.67	\$ 1,137.24	\$ 26,784.45	\$ 2,000.00	\$ 24,784.45	\$ 2,000.00
Income:	\$ 15,994.10	\$ 3,483.33	\$ 12,510.77	\$ 527,108.06	\$ 434,042.90	\$ 93,065.16	\$ 462,376.24

Expenses							
Payroll	\$ 12,267.52	\$ 13,254.17	\$ (986.65)	\$ 147,417.58	\$ 159,050.00	\$ (11,632.42)	\$ 159,050.00
Materials, Supplies & Equip	\$ 165.19	\$ 16,971.00	\$ (16,805.81)	\$ 97,809.34	\$ 203,652.00	\$ (105,842.66)	\$ 203,652.00
Contract Services	\$ 175.00	\$ 657.08	\$ (482.08)	\$ 6,617.30	\$ 7,885.00	\$ (1,267.70)	\$ 7,885.00
Training and Education	\$ -	\$ 1,250.00	\$ (1,250.00)	\$ 6,648.27	\$ 15,000.00	\$ (8,351.73)	\$ 15,000.00
Administrative Expenses	\$ 220.33	\$ 3,214.75	\$ (2,994.42)	\$ 34,913.87	\$ 38,577.00	\$ (3,663.13)	\$ 38,577.00
Dues, Memberships, Licenses	\$ -	\$ 125.00	\$ (125.00)	\$ 1,498.79	\$ 1,500.00	\$ (1.21)	\$ 1,500.00
Property Maintenance	\$ 150.00	\$ 4,583.33	\$ (4,433.33)	\$ 44,683.98	\$ 55,000.00	\$ (10,316.02)	\$ 55,000.00
Utilities	\$ 2,228.83	\$ 1,289.83	\$ 939.00	\$ 12,517.12	\$ 15,478.00	\$ (2,960.88)	\$ 15,478.00
Fleet Maintenance	\$ 4,090.00	\$ 5,358.42	\$ (1,268.42)	\$ 31,495.84	\$ 64,301.00	\$ (32,805.16)	\$ 64,301.00
Expenses:	\$ 19,296.87	\$ 46,703.58	\$ (27,406.71)	\$ 383,602.09	\$ 560,443.00	\$ (176,840.91)	\$ 560,443.00

Net Income/Loss: \$ (3,302.77) \$ (43,220.25) \$ 39,917.48 \$ 143,505.97 \$ (126,400.10) \$ 269,906.07 \$ (98,066.76)

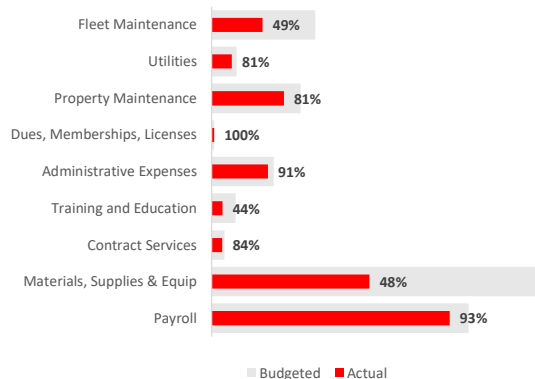
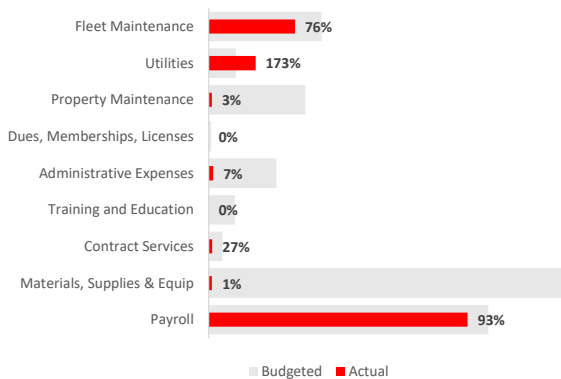
Current Month: District Income

Current Month: District Expenses (ranked)



Current Month: Budget vs Actual

YTD: Budget vs Actual



District Financial Report

December 2023

Banking and Investments

ColoTrust					
General Fund		TABOR & Reserve		Capital Improvement	
Beginning Balance:	\$ 166,722.88	Beginning Balance:	\$ 107,056.44	Beginning Balance:	\$ 218,941.02
Inflows:	\$ 11,978.43	Inflows:	\$ 507.20	Inflows:	\$ 1,037.32
Outflow:	\$ -	Outflow:	\$ -	Outflow:	\$ -
Ending Balance:	\$ 178,701.31	Ending Balance:	\$ 107,563.64	Ending Balance:	\$ 219,978.34

Sunflower Bank			
Operations		Medical Billing	
Operations Checking:	\$ 27,533.83	Beginning Balance:	\$ 9,737.30
Inflows:	\$ 8,714.92	Inflows:	\$ 589.21
Outflow:	\$ 16,371.15	Outflow:	\$ 8,000.00
Ending Balance:	\$ 19,877.60	Ending Balance:	\$ 2,326.51

Allocated project savings acct	
Beginning Balance:	\$ 199,817.13
Inflows:	\$ 946.69
Outflow:	\$ -
Ending Balance:	\$ 200,763.82

ColoTrust Available Funds:	\$ 707,007.11	Sunflower Available Funds:	\$ 22,204.11
----------------------------	---------------	----------------------------	--------------

Total ALL Accounts:	\$ 729,211.22
Total Avail Funds	\$ 729,211.22

Other District Monies	
Petty Cash	
Beginning Balance:	\$ -
Inflows:	\$ -
Outflow:	\$ -
Ending Balance:	\$ -

Expenses: Actual vs. Budget

For the Month	Actual	Budget	Over/(Under)
District Income	\$ 15,994.10	\$ 3,483.33	\$ 12,510.77
District Expenses	\$ 19,296.87	\$ 46,703.58	\$ (27,406.71)
Net Income/(Loss)	\$ (3,302.77)	\$ (43,220.25)	\$ 39,917.48

For the Year	Actual	Budget	Over/(Under)
District Income	\$ 527,108.06	\$ 434,042.90	\$ 93,065.16
District Expenses	\$ 383,602.09	\$ 560,443.00	\$ (176,840.91)
Net Income/(Loss)	\$ 143,505.97	\$ (126,400.10)	\$ 269,906.07

Budget Highlights

Month to Date

Income:	\$ 12,510.77	Received more / (less) than expected
Expenses:	\$ (27,406.71)	Spent more / (less) than expected (no brackets = over budget)

Year to Date:

Income:	\$ 93,065.16	Received more / (less) than expected
Expenses:	\$ (176,840.91)	Spent more / (less) than expected (no brackets = over budget)

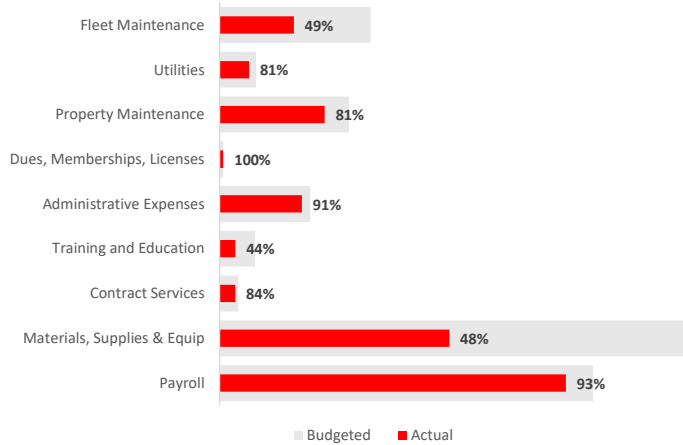
All other accounts have an expenditure variance from budget under \$500.

Respectfully submitted,

Mike Brandt

SPCFPD Treasurer

Annual Budget: Budget vs Actual



Notes for Treasurer's Report

December 2023

page 1 of 1

Transferred funds:

- \$0 from Colo Trust General Fund to Sunflower Ops account
- \$0 from Colo Trust Capital Improvements fund to Sunflower Ops account
- \$8,00.00 from Sunflower Med Account to Sunflower Ops account

Checks/Funds transferred

To:	For	Dec-23
Boundtree	Medical Supplies	\$ 341.23
Coaty Marchant Woods	Legal	\$ 175.00
CORE (2000)	Electrical Sta 3	\$ 118.49
CORE (4700)	Electrical Sta 2	\$ 28.15
CORE (7100)	Electrical Sta 1	\$ 223.54
FPPA	Pension	\$ 3,685.20
Highline (was South Park Tel)	Phone/Internet	\$ 190.26
MileHgh Propane	Propane	\$ 1,408.39
QuickBooks	Payroll	\$ 7,139.87
Teller County Waste	Trash	\$ 310.00
US Treasury	US Tax Withholding	\$ 1,414.28
US Treasury	FUTA	\$ 6.60
Visa	Aric's card	\$ 996.71
Visa	Barry's card	\$ 922.24
Visa	Mike's card	\$ 367.99
Coleman/CarQuest	Fleet Maintenance	\$ 161.60
Dirk's	Fleet Maintenance	\$ 3,274.90
Gary Powell Mechanical	HVAC	\$ 150.00
ROI Fire	SCBA Purchase CIP	\$ 2,811.00
UniFirst	Cal'n, Med Supplies	\$ 1,206.93
Yoder 's Garage	Fleet Maintenance	\$ 650.00
Killam, Rebecca	Reimbursement	\$ 95.00
Picker, Millie	Reimbursement	\$ 20.19
Stahly, Aric	Reimbursement	\$ 98.35
Taylor, Jennifer	Reimbursement	\$ 519.00

Notes

Mike Brandt – Treasurer – 2024/01/03

Total 2023 interest income YTD (Oct) is 29,734.72. While rates appear to stay high through 2023 we didn't forecast more in the 2023 budget (\$4,004) than the revised 2022 budget. The average interest income for the last 5 months of 2022 was \$1,700 per month. As this continues through 2023 we've earned \$25k more than forecast (through October).

	10101	10102	10103	10104	Total	Annualized
2023-01-31	\$ 466.82	\$ 395.89	\$ 1,281.11		\$ 2,143.82	4.5568%
2023-02-28	\$ 373.20	\$ 373.19	\$ 1,204.95		\$ 1,951.34	4.3722%
2023-03-31	\$ 805.65	\$ 425.37	\$ 1,364.48		\$ 2,595.50	5.9120%
2023-04-30	\$ 972.12	\$ 427.68	\$ 1,356.75		\$ 2,756.55	4.9295%
2023-05-31	\$ 1,329.90	\$ 454.48	\$ 1,406.94		\$ 3,191.32	5.6978%
2023-06-30	\$ 1,335.54	\$ 448.28	\$ 1,323.03		\$ 3,106.85	5.2049%
2023-07-31	\$ 1,590.16	\$ 470.73	\$ 1,335.07		\$ 3,395.96	5.6940%
2023-08-31	\$ 1,401.27	\$ 487.56	\$ 1,142.27	\$ 529.67	\$ 3,560.77	4.8217%
2023-09-30	\$ 1,116.80	\$ 478.85	\$ 979.26	\$ 893.74	\$ 3,468.65	4.0745%
2023-10-31	\$ 1,112.05	\$ 499.21	\$ 1,020.95	\$ 931.75	\$ 3,563.96	4.0936%
2023-11-30	\$ 874.85	\$ 488.04	\$ 998.14	\$ 910.97	\$ 3,272.00	3.8220%
2023-12-31	\$ 825.85	\$ 507.20	\$ 1,037.32	\$ 946.69	\$ 3,317.06	4.1675%

YTD \$ 12,204.21 \$ 5,456.48 \$ 14,450.27 \$ 4,212.82 **\$ 36,323.78**
 Compared with \$4,004 budget **\$ 32,319.78**

