



# Treasurer's Report: September 2021

Southern Park County Fire Protection District

Mike Brandt, Treasurer

10/3/21

**The Southern Park County Fire Protection District**  
**Profit & Loss**  
**September 2021**

	Sep 21
<b>Ordinary Income/Expense</b>	
<b>Income</b>	
40000 · General Revenue	
40100 · District Tax Collected	
40101 · Current Tax Collected	5,088.07
40104 · Specific Ownership Tax	4,666.80
	9,754.87
<b>Total 40100 · District Tax Collected</b>	<b>9,754.87</b>
40200 · Interest Income	
40103 · Interest on Tax Collected	196.66
40201 · ColoTrust Interest Income	7.87
40202 · Sunflower Bank Interest Income	0.20
	204.73
<b>Total 40200 · Interest Income</b>	<b>204.73</b>
<b>Total 40000 · General Revenue</b>	<b>9,959.60</b>
<b>Total Income</b>	<b>9,959.60</b>
<b>Expense</b>	
20500 · Payroll Expenses	10,027.85
70000 · Services, Supplies & Equipment	
70100 · Materials, Supplies & Equipment	
70102 · Medical Supplies & Equipment	
Ambulance WiFi	81.18
	81.18
<b>Total 70102 · Medical Supplies &amp; Equipment</b>	<b>81.18</b>
70105 · Equipment Rental	50.00
	50.00
<b>Total 70100 · Materials, Supplies &amp; Equipment</b>	<b>131.18</b>
70400 · Administrative Expenses	
70401 · County Treasurer Fees	158.54
70406 · Insurance Expense	519.00
70407 · Bank Service Charges	
11001 · Sunflower (MED)	14.00
	14.00
<b>Total 70407 · Bank Service Charges</b>	<b>14.00</b>

**The Southern Park County Fire Protection District**  
**Profit & Loss**  
**September 2021**

	Sep 21
70450 · General Administrative Expenses	
70460 · Meeting Services and Expenses	
70462 · Teleconference and Webinar	41.16
Total 70460 · Meeting Services and Expenses	41.16
Total 70450 · General Administrative Expenses	41.16
Total 70400 · Administrative Expenses	732.70
Total 70000 · Services, Supplies & Equipment	863.88
80000 · Building & Fleet Services	
80200 · Utilities	
80201 · Telephone Expense	48.77
80202 · Electric	187.80
80204 · Trash	117.95
80205 · Internet	89.95
Total 80200 · Utilities	444.47
Total 80000 · Building & Fleet Services	444.47
Total Expense	11,336.20
Net Ordinary Income	-1,376.60
Net Income	-1,376.60

**The Southern Park County Fire Protection District**  
**Balance Sheet**  
As of September 30, 2021

	Sep 30, 21
<b>ASSETS</b>	
<b>Current Assets</b>	
<b>Checking/Savings</b>	
<b>10000 · Bank Accounts</b>	
10101 · ColoTrust - General Fund	346,475.71
10102 · ColoTrust - Capital Reserve	100,343.74
10103 · ColoTrust - Capital Improvement	80,380.72
10105 · Sunflower (Ops Checking)	17,807.39
10106 · Sunflower (MED Account)	14,007.94
10400 · Petty Cash	1,148.94
<b>Total 10000 · Bank Accounts</b>	560,164.44
<b>Total Checking/Savings</b>	560,164.44
<b>Total Current Assets</b>	560,164.44
<b>Fixed Assets</b>	
<b>12000 · Fixed Assets</b>	
12100 · Vehicles	753,046.89
<b>12300 · Historical Record Corrections</b>	
12312 · Equipment - PC and Software	8,511.09
12313 · Equipment - Radio Towers / Comm	20,304.99
12314 · Equipment - Tools	5,796.39
<b>Total 12300 · Historical Record Corrections</b>	34,612.47
12500 · Equipment, Fixtures & Furniture	226,974.16
12700 · Buildings	305,109.18
12800 · Land	56,189.32
12999 · <Less> Accumulated Depreciation	-891,742.08
<b>Total 12000 · Fixed Assets</b>	484,189.94
<b>Total Fixed Assets</b>	484,189.94
<b>Other Assets</b>	
11000 · Property Taxes Receivable	358,496.00
<b>Total Other Assets</b>	358,496.00
<b>TOTAL ASSETS</b>	<b>1,402,850.38</b>

**The Southern Park County Fire Protection District**  
**Balance Sheet**  
As of September 30, 2021

	Sep 30, 21
<b>LIABILITIES &amp; EQUITY</b>	
<b>Liabilities</b>	
<b>Current Liabilities</b>	
<b>Accounts Payable</b>	
20001 · Accounts Payable	121,004.98
<b>Total Accounts Payable</b>	121,004.98
<b>Credit Cards</b>	
17000 · Visa Cards	
17001 · Visa 8797 <Fire Chief> INACTIVE	2,522.62
17004 · Visa - 3672 <Chief> INACTIVE	-102.31
17005 · Visa - 3953 <mkb>	602.25
17006 · Visa - 4563 Fire Chief><	-710.35
<b>Total 17000 · Visa Cards</b>	2,312.21
<b>Total Credit Cards</b>	2,312.21
<b>Other Current Liabilities</b>	
20000 · Payroll Liabilities	
20100 · FPPA	-1,218.16
20200 · Colorado State Taxes	-663.72
20300 · Federal Taxes and Withholding	-3,907.45
20000 · Payroll Liabilities - Other	1,883.55
<b>Total 20000 · Payroll Liabilities</b>	-3,905.78
21000 · Deferred Revenue	358,496.00
<b>Total Other Current Liabilities</b>	354,590.22
<b>Total Current Liabilities</b>	477,907.41
<b>Total Liabilities</b>	477,907.41
<b>Equity</b>	
14000 · Net Investment in Fixed Assets	1,223,567.31
26000 · Retained Earnings	15,811.45
30000 · Opening Balance Equity	-413,656.84
Net Income	99,221.05
<b>Total Equity</b>	924,942.97
<b>TOTAL LIABILITIES &amp; EQUITY</b>	<b>1,402,850.38</b>

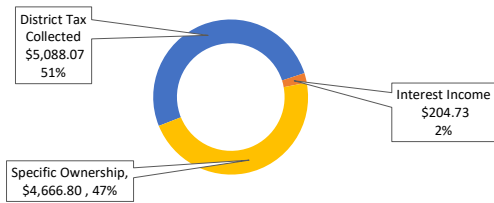
**September 2021 Monthly Budget**

Income							
	Transactions	Budget	Over/(Under)	YTD Trx	YTD Budget	YTD Over/(Under)	Annual Budget
District Tax Collected	\$ 5,088.07	\$ 3,584.96	\$ 1,503.11	\$ 352,118.40	\$ 351,326.47	\$ 791.93	\$ 358,496.39
Delinquent Taxes	\$ -	\$ -	\$ -	\$ (667.42)	\$ -	\$ (667.42)	\$ -
Interest Income	\$ 204.73	\$ 316.67	\$ (111.94)	\$ 147.40	\$ 2,850.00	\$ (2,702.60)	\$ 3,800.00
Specific Ownership	\$ 4,666.80	\$ 2,000.00	\$ 2,666.80	\$ 9,594.86	\$ 3,333.33	\$ 6,261.53	\$ 24,000.00
Program and Service Income	\$ -	\$ 166.67	\$ (166.67)	\$ 4,928.06	\$ 1,500.00	\$ 3,428.06	\$ 2,000.00
<b>Income:</b>	<b>\$ 9,959.60</b>	<b>\$ -</b>	<b>\$ 6,068.30</b>	<b>\$ -</b>	<b>\$ 366,121.30</b>	<b>\$ -</b>	<b>\$ 7,111.50</b>
							<b>\$ 388,296.39</b>

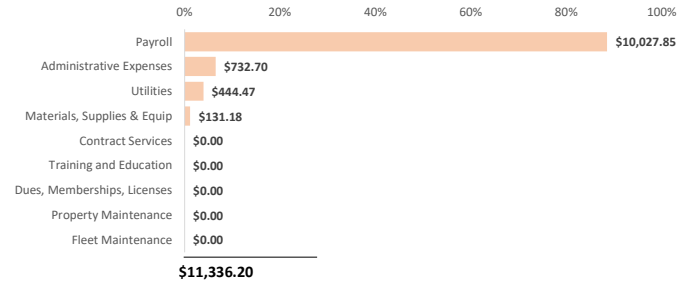
Expenses							
Payroll	\$ 10,027.85	\$ 8,717.00	\$ 1,310.85	\$ 83,474.22	\$ 78,453.00	\$ 5,021.22	\$ 104,604.00
Materials, Supplies & Equip	\$ 131.18	\$ 10,607.34	\$ (10,476.16)	\$ 5,510.33	\$ 95,466.08	\$ (89,955.75)	\$ 127,288.11
Contract Services	\$ -	\$ 944.17	\$ (944.17)	\$ 1,362.45	\$ 8,497.50	\$ (7,135.05)	\$ 11,330.00
Training and Education	\$ -	\$ 916.67	\$ (916.67)	\$ 384.31	\$ 8,250.00	\$ (7,865.69)	\$ 11,000.00
Administrative Expenses	\$ 732.70	\$ 2,952.99	\$ (2,220.29)	\$ 13,409.91	\$ 26,576.92	\$ (13,167.01)	\$ 35,435.89
Dues, Memberships, Licenses	\$ -	\$ 100.00	\$ (100.00)	\$ 1,263.54	\$ 900.00	\$ 363.54	\$ 1,200.00
Property Maintenance	\$ -	\$ 3,600.17	\$ (3,600.17)	\$ 19,563.69	\$ 32,401.50	\$ (12,837.81)	\$ 43,202.00
Utilities	\$ 444.47	\$ 1,185.61	\$ (741.14)	\$ 12,712.98	\$ 10,670.53	\$ 2,042.45	\$ 14,227.38
Fleet Maintenance	\$ -	\$ 3,335.25	\$ (3,335.25)	\$ 126,297.31	\$ 30,017.29	\$ 96,280.02	\$ 40,023.05
<b>Expenses:</b>	<b>\$ 11,336.20</b>	<b>\$ 32,359.20</b>	<b>\$ (21,023.00)</b>	<b>\$ 263,978.74</b>	<b>\$ 291,232.82</b>	<b>\$ (27,254.08)</b>	<b>\$ 388,310.43</b>

**Net Income/Loss: \$ (1,376.60) \$ (26,290.91) \$ 24,914.31 \$ 102,142.56 \$ 67,776.98 \$ 34,365.58 \$ (14.04)**

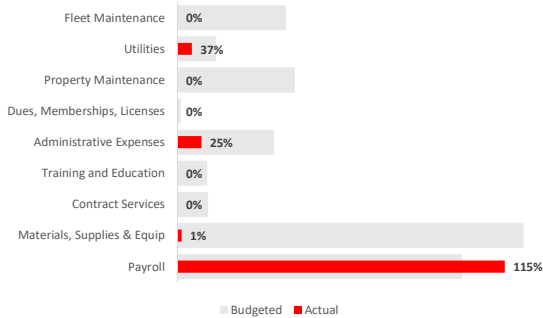
**Current Month: District Income**



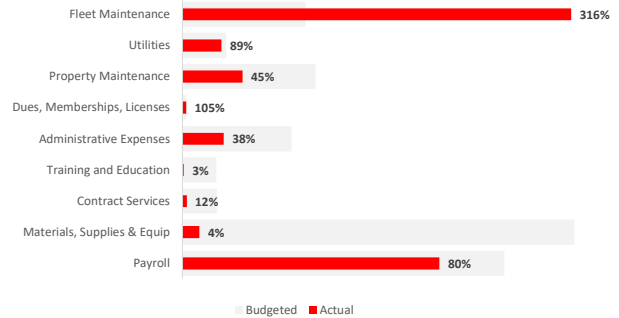
**Current Month: District Expenses (ranked)**



**Current Month: Budget vs Actual**



**YTD: Budget vs Actual**



# September 2021 District Financial Report

## Banking and Investments

		ColoTrust			
<b>General Fund</b>		<b>Capital Reserve</b>		<b>Capital Improvement</b>	
Beginning Balance:	\$ 351,677.61	Beginning Balance:	\$ 100,342.25	Beginning Balance:	\$ 80,379.48
Inflows:	\$ 9,798.13	Inflows:	\$ 1.49	Inflows:	\$ 1.24
Outflow:	\$ 15,000.00	Outflow:	\$ -	Outflow:	\$ -
<b>Ending Balance:</b>	<b>\$ 346,475.74</b>	<b>Ending Balance:</b>	<b>\$ 100,343.74</b>	<b>Ending Balance:</b>	<b>\$ 80,380.72</b>
				<b>Other District Income</b>	
<b>Sunflower Bank</b>		<b>Medical Billing</b>		<b>Petty Cash</b>	
<b>Operations</b>					
Beginning Balance:	\$ 19,625.72	Beginning Balance:	\$ 14,021.94	Beginning Balance:	\$ 1,148.94
Inflows:	\$ 15,000.20	Inflows:	\$ -	Inflows:	\$ -
Outflow:	\$ 14,653.98	Outflow:	\$ 14.00	Outflow:	\$ -
<b>Ending Balance:</b>	<b>\$ 19,971.94</b>	<b>Ending Balance:</b>	<b>\$ 14,007.94</b>	<b>Ending Balance:</b>	<b>\$ 1,148.94</b>
ColoTrust Available Funds: <b>\$ 527,200.20</b>		Sunflower Available Funds: <b>\$ 33,979.88</b>			
<b>Total ALL Accounts: \$ 562,329.02</b>					
<b>Total Avail Funds \$ 562,329.02</b>					

### Expenses: Actual vs. Budget

For the Month	Actual	Budget	Over/(Under)
District Income	\$ 9,959.60	\$ 6,068.30	\$ 3,891.30
District Expenses	\$ 11,336.20	\$ 32,359.20	\$ (21,023.00)
<b>Net Income/(Loss)</b>	<b>\$ (1,376.60)</b>	<b>\$ (26,290.91)</b>	<b>\$ 24,914.31</b>
For the Year	Actual	Budget	Over/(Under)
District Income	\$ 6,010.36	\$ 359,009.80	\$ (352,999.44)
District Expenses	\$ 19,479.54	\$ 291,232.82	\$ (271,753.28)
<b>Net Income/(Loss)</b>	<b>\$ (13,469.18)</b>	<b>\$ 67,776.98</b>	<b>\$ (81,246.16)</b>

### Budget Highlights

#### Month to Date

Income:	\$ 3,891.30	Received more / (less) than expected
Expenses:	\$ (21,023.00)	Spent more / (less) than expected (no brackets = over budget)

#### Year to Date:

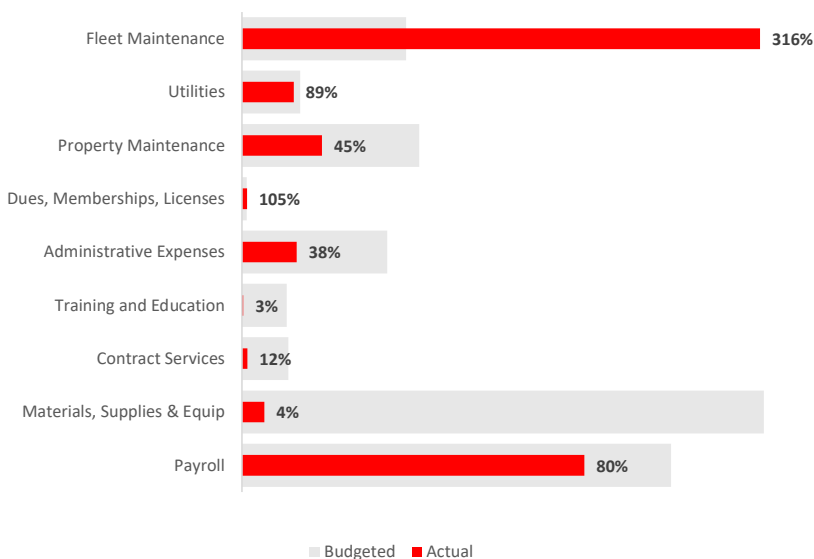
Income:	\$ (352,999.44)	Received more / (less) than expected
Expenses:	\$ (271,753.28)	Spent more / (less) than expected (no brackets = over budget)

All other accounts have an expenditure variance from budget under \$500.

Respectfully submitted,

Sean English, SPCFPD Treasurer

### Annual Budget: Budget vs Actual



Notes for Treasurer's Report: Sep 2021

**Funds transferred:**

\$15,000 from Colorado Trust to Sunflower Operations account

**Deposits**

Taxes: \$9,792.99      Permits/Donations: \$0.00

**Bills paid Electronically or by Check:**

<b>To:</b>	<b>For</b>	<b>Sep-21</b>
Coaty Marchant Woods	Legal	\$ 255.00
FPPA	Pension	\$ 1,596.20
CORE/IREA (2000)	Electrical Sta 3 <sup>1</sup>	\$ 25.16
CORE/IREA (4700)	Electrical Sta 2 <sup>1</sup>	\$ 24.03
CORE/IREA (7100)	Electrical Sta 1 <sup>1</sup>	\$ 138.61
Pinnacol	Insurance	\$ 519.00
VFIS	Insurance	\$ 1,333.00
QuickBooks	Payroll	\$ 6,345.94
South Park Tel	Repeater/Internet	\$ 188.72
Teller County Waste	Trash	\$ 117.95
<b>US Treasury</b>	FUTA	\$ 5.70
Verizon (new)	Ambulance WiFi	\$ 161.30
Visa	Chief's card	\$ 1,797.13
Visa	Mike	\$ 549.16

<sup>1</sup> Checks not yet presented for payment