



# Treasurer's Report: June 2021

Southern Park County Fire Protection District

Mike Brandt, Treasurer

7/6/21

## The Southern Park County Fire Protection District

## Balance Sheet

As of June 30, 2021

07/06/21

Accrual Basis

	Jun 30, 21
<b>ASSETS</b>	
Current Assets	
Checking/Savings	
10000 · Bank Accounts	
10101 · ColoTrust - General Fund	325,986.10
10102 · ColoTrust - Capital Reserve	100,337.23
10103 · ColoTrust - Capital Improvement	80,375.41
10105 · Sunflower (Ops Checking)	19,010.31
10106 · Sunflower (MED Account)	14,093.32
10400 · Petty Cash	1,148.94
Total 10000 · Bank Accounts	540,951.31
Total Checking/Savings	540,951.31
Total Current Assets	540,951.31
Fixed Assets	
12000 · Fixed Assets	
12100 · Vehicles	
12105 · 2002 Ford Excursion - CMD 9-1	14,982.26
12110 · 2005 Ford F550 - Squad 9-1	57,502.14
12115 · 1993 International - Engine 9-1	123,536.69
12120 · 1985 Freightliner - Tender 9-1	53,619.21
12123 · 1981 Chevy/ Pierce Brush 9-1	2,500.00
12125 · 2005 Ford F550 - Squad 9-2	53,548.86
12130 · 1986 Mercedes Unimog- Brush 9-2	85,611.56
12135 · 1986 Gruman GMC - Engine 9-2	6,500.00
12145 · 2005 Ford F350 - Squad 9-3	42,049.66
12150 · 1993 Pierce - Engine 9-3	9,000.00
12155 · 1995 Oshkosh - Tender 9-3	76,973.70
12165 · 2001 Ford F350 - Med 9-1	27,000.00
12170 · 1992 Ford E-350 - Med 9-2	8,000.00
12175 · 2005 GMC K 3500 - Med 9-3	44,747.23
12180 · Auxiliary Trailer	1,968.62
12181 · Kubota RTV-X1140 RTV 9-1	18,599.00
12195 · Kenworth Tender	126,907.96
Total 12100 · Vehicles	753,046.89
12300 · Historical Record Corrections	34,612.47
12500 · Equipment, Fixtures & Furniture	226,974.16
12700 · Buildings	305,109.18
12800 · Land	56,189.32
12999 · <Less> Accumulated Depreciation	-891,742.08
Total 12000 · Fixed Assets	484,189.94
Total Fixed Assets	484,189.94
Other Assets	
11000 · Property Taxes Receivable	358,496.00
Total Other Assets	358,496.00
<b>TOTAL ASSETS</b>	<b>1,383,637.25</b>
<b>LIABILITIES &amp; EQUITY</b>	
Liabilities	
Current Liabilities	
Accounts Payable	120,386.04
Credit Cards	
17000 · Visa Cards	2,268.17
Total Credit Cards	2,268.17

## The Southern Park County Fire Protection District

07/06/21

**Balance Sheet**

Accrual Basis

As of June 30, 2021

	<u>Jun 30, 21</u>
<b>Other Current Liabilities</b>	
<b>20000 · Payroll Liabilities</b>	
20100 · FPPA	-1,218.16
20200 · Colorado State Taxes	
20201 · CO SUTA Payable	-223.72
20202 · CO WH Tax Payable	-440.00
<b>Total 20200 · Colorado State Taxes</b>	-663.72
20300 · Federal Taxes and Withholding	-3,907.45
20000 · Payroll Liabilities - Other	2,119.20
<b>Total 20000 · Payroll Liabilities</b>	-3,670.13
21000 · Deferred Revenue	358,496.00
<b>Total Other Current Liabilities</b>	354,825.87
<b>Total Current Liabilities</b>	477,480.08
<b>Total Liabilities</b>	477,480.08
<b>Equity</b>	
14000 · Net Investment in Fixed Assets	1,223,567.31
26000 · Retained Earnings	15,811.45
30000 · Opening Balance Equity	-413,656.84
Net Income	80,435.25
<b>Total Equity</b>	906,157.17
<b>TOTAL LIABILITIES &amp; EQUITY</b>	<b><u>1,383,637.25</u></b>

## The Southern Park County Fire Protection District

## Profit &amp; Loss

June 2021

07/06/21

Accrual Basis

	Jun 21
<b>Ordinary Income/Expense</b>	
<b>Income</b>	
<b>40000 · General Revenue</b>	
<b>40100 · District Tax Collected</b>	
40101 · Current Tax Collected	42,295.76
40104 · Specific Ownership Tax	4,165.00
<b>Total 40100 · District Tax Collected</b>	46,460.76
<b>40200 · Interest Income</b>	
40103 · Interest on Tax Collected	69.31
40201 · ColoTrust Interest Income	16.25
40202 · Sunflower Bank Interest Income	0.29
<b>Total 40200 · Interest Income</b>	85.85
<b>40300 · Program and Service Income</b>	
40303 · Medical Billing <Income>	1,065.02
40300 · Program and Service Income - Other	110.00
<b>Total 40300 · Program and Service Income</b>	1,175.02
<b>40400 · Other Income</b>	
40401 · Sale of Assets	4,000.00
40410 · Miscellaneous Income	4,680.00
<b>Total 40400 · Other Income</b>	8,680.00
<b>Total 40000 · General Revenue</b>	56,401.63
<b>Total Income</b>	56,401.63
<b>Expense</b>	
<b>20500 · Payroll Expenses</b>	
20501 · FPPA Expenses	475.00
20502 · Chief's Salary	4,750.00
20503 · Shift Pay	1,850.00
20505 · Company Payroll Expenses	414.85
20507 · Admin Pay	200.00
20500 · Payroll Expenses - Other	2,000.00
<b>Total 20500 · Payroll Expenses</b>	9,689.85
<b>70000 · Services, Supplies &amp; Equipment</b>	
<b>70100 · Materials, Supplies &amp; Equipment</b>	
70101 · Firefighting Supplies & Equip	49.40
70102 · Medical Supplies & Equipment	
Ambulance WiFi	130.32
70102 · Medical Supplies & Equipment - Other	645.27
<b>Total 70102 · Medical Supplies &amp; Equipment</b>	775.59
70105 · Equipment Rental	50.00
<b>Total 70100 · Materials, Supplies &amp; Equipment</b>	874.99
<b>70400 · Administrative Expenses</b>	
70401 · County Treasurer Fees	1,270.95
70406 · Insurance Expense	519.00
70407 · Bank Service Charges	
11001 · Sunflower (MED)	5.00
<b>Total 70407 · Bank Service Charges</b>	5.00
<b>Total 70400 · Administrative Expenses</b>	1,794.95
<b>Total 70000 · Services, Supplies &amp; Equipment</b>	2,669.94

## The Southern Park County Fire Protection District

07/06/21

## Profit &amp; Loss

Accrual Basis

June 2021

	<u>Jun 21</u>
80000 · Building & Fleet Services	
80100 · Property Maintenance	
80101 · Station Repairs and Maintenance	11.96
Total 80100 · Property Maintenance	11.96
80200 · Utilities	
80202 · Electric	302.48
80205 · Internet	89.95
Total 80200 · Utilities	392.43
80300 · Fleet Maintenance	
80305 · Fire Apparatus	
80320 · Squads	32.50
80330 · Ambulances	-29.99
80500 · Fleet Maint. General Supplies	
80501 · Vehicle Fuels	17.42
Total 80500 · Fleet Maint. General Supplies	17.42
Total 80305 · Fire Apparatus	19.93
Total 80300 · Fleet Maintenance	19.93
Total 80000 · Building & Fleet Services	424.32
Total Expense	12,784.11
Net Ordinary Income	43,617.52
Net Income	<u><u>43,617.52</u></u>



# Southern Park County Fire Protection District

P.O. Box 11 – Guffey, CO 80820 – tel (719) 689-9479 – fax (719) 689-9483  
www.guffeyfire.net

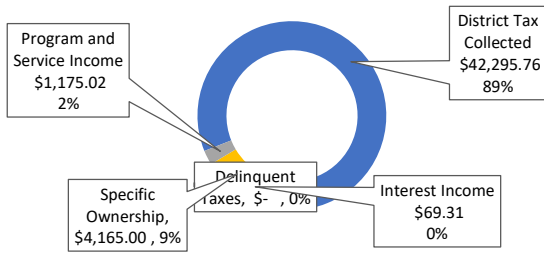
## June 2021 Monthly Budget

Income							
	Transactions	Budget	Over/(Under)	YTD Actual	YTD Budget	YTD Over/(Under)	Annual Budget
District Tax Collected	\$ 42,295.76	\$ 43,019.57	\$ (723.81)	\$ 289,375.02	\$ 333,401.65	\$ (44,026.63)	\$ 358,496.39
Delinquent Taxes	\$ -	\$ -	\$ -	\$ (667.42)	\$ -	\$ (667.42)	\$ -
Interest Income	\$ 69.31	\$ 316.67	\$ (247.36)	\$ (520.75)	\$ 1,900.00	\$ (2,420.75)	\$ 3,800.00
Specific Ownership	\$ 4,165.00	\$ 2,000.00	\$ 2,165.00	\$ 7,888.04	\$ 2,833.33	\$ 5,054.71	\$ 24,000.00
Program and Service Income	\$ 1,175.02	\$ 166.67	\$ 1,008.35	\$ 4,898.06	\$ 1,000.00	\$ 3,898.06	\$ 2,000.00
<b>Income:</b>	<b>\$ 47,705.09</b>	<b>\$ 45,502.90</b>	<b>\$ 2,202.19</b>	<b>\$ 300,972.95</b>	<b>\$ 339,134.98</b>	<b>\$ (38,162.03)</b>	<b>\$ 388,296.39</b>

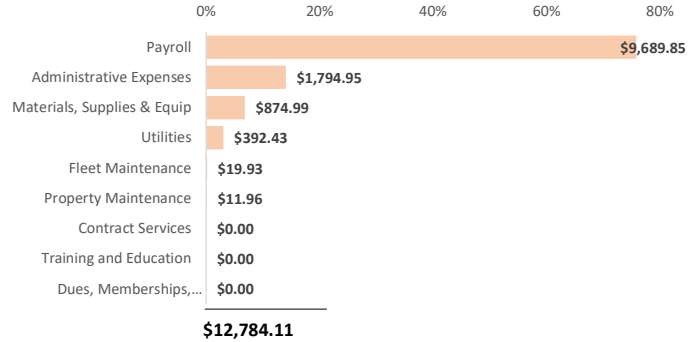
Expenses							
Payroll	\$ 9,689.85	\$ 8,717.00	\$ 972.85	\$ 52,425.44	\$ 52,302.00	\$ 123.44	\$ 104,604.00
Materials, Supplies & Equip	\$ 874.99	\$ 10,607.34	\$ (9,732.35)	\$ 4,546.51	\$ 63,644.05	\$ (59,097.54)	\$ 127,288.11
Contract Services	\$ -	\$ 944.17	\$ (944.17)	\$ 1,142.51	\$ 5,665.00	\$ (4,522.49)	\$ 11,330.00
Training and Education	\$ -	\$ 916.67	\$ (916.67)	\$ 303.15	\$ 5,500.00	\$ (5,196.85)	\$ 11,000.00
Administrative Expenses	\$ 1,794.95	\$ 2,952.99	\$ (1,158.04)	\$ 8,991.43	\$ 17,717.95	\$ (8,726.52)	\$ 35,435.89
Dues, Memberships, Licenses	\$ -	\$ 100.00	\$ (100.00)	\$ 1,263.54	\$ 600.00	\$ 663.54	\$ 1,200.00
Property Maintenance	\$ 11.96	\$ 3,600.17	\$ (3,588.21)	\$ 10,188.69	\$ 21,601.00	\$ (11,412.31)	\$ 43,202.00
Utilities	\$ 392.43	\$ 1,185.61	\$ (793.18)	\$ 11,144.81	\$ 7,113.69	\$ 4,031.12	\$ 14,227.38
Fleet Maintenance	\$ 19.93	\$ 3,335.25	\$ (3,315.32)	\$ 124,550.02	\$ 20,011.52	\$ 104,538.50	\$ 40,023.05
<b>Expenses:</b>	<b>\$ 12,784.11</b>	<b>\$ 32,359.20</b>	<b>\$ (19,575.09)</b>	<b>\$ 214,556.10</b>	<b>\$ 194,155.21</b>	<b>\$ 20,400.89</b>	<b>\$ 388,310.43</b>

**Net Income/Loss:** \$ 34,920.98    \$ 13,143.70    \$ 21,777.28    \$ 86,416.85    \$ 144,979.76    \$ (58,562.91)    \$ (14.04)

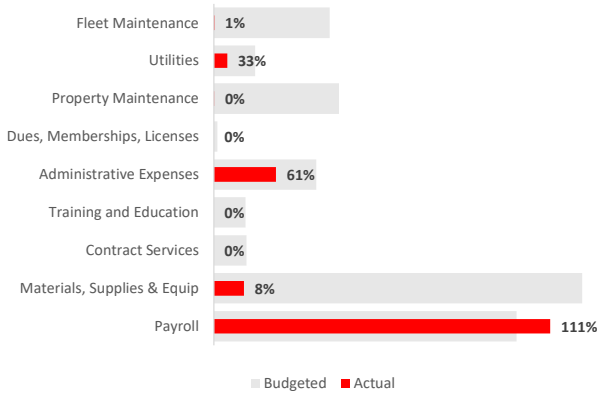
Current Month: District Income



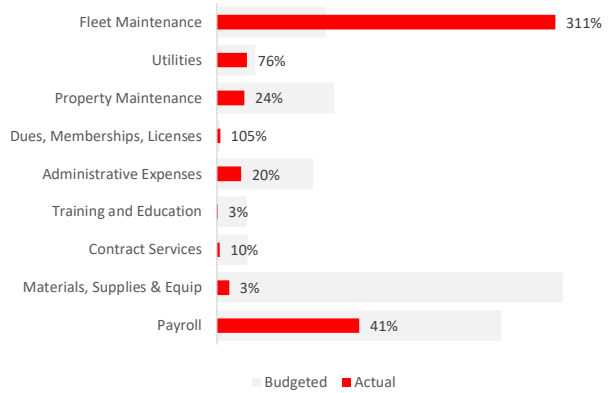
Current Month: District Expenses (ranked)



Current Month: Budget vs Actual



YTD: Budget vs Actual



## June 2021 District Financial Report

### Banking and Investments

		ColoTrust			
<b>General Fund</b>		<b>Capital Reserve</b>		<b>Capital Improvement</b>	
Beginning Balance:	\$ 291,342.01	Beginning Balance:	\$ 100,333.93	Beginning Balance:	\$ 89,747.43
Inflows:	\$ 45,269.09	Inflows:	\$ 3.30	Inflows:	\$ 2.98
Outflow:	\$ 20,000.00	Outflow:	\$ -	Outflow:	\$ -
Ending Balance:	\$ <b>316,611.10</b>	Ending Balance:	\$ <b>100,337.23</b>	Ending Balance:	\$ <b>89,750.41</b>
		<b>Sunflower Bank</b>		<b>Other District Income</b>	
<b>Operations</b>		<b>Medical Billing</b>		<b>Petty Cash</b>	
Capital Reserve:	\$ 25,634.50	Beginning Balance:	\$ 13,033.30	Beginning Balance:	\$ 1,191.10
Inflows:	\$ 28,680.29	Inflows:	\$ 1,065.02	Inflows:	\$ 110.00
Outflow:	\$ 17,053.73	Outflow:	\$ 5.00	Outflow:	\$ 152.16
Ending Balance:	\$ <b>37,261.06</b>	Ending Balance:	\$ <b>14,093.32</b>	Ending Balance:	\$ <b>1,148.94</b>
ColoTrust Available Funds:	\$ <b>506,698.74</b>	Sunflower Available Funds:	\$ <b>51,354.38</b>		
<b>Total ALL Accounts:</b>		<b>\$ 559,202.06</b>			
<b>Total Avail Funds</b>		<b>\$ 559,202.06</b>			

### Expenses: Actual vs. Budget

For the Month	Actual	Budget	Over/(Under)
District Income	\$ 47,705.09	\$ 45,502.90	\$ 2,202.19
District Expenses	\$ 12,784.11	\$ 32,359.20	\$ (19,575.09)
<b>Net Income/(Loss)</b>	<b>\$ 34,920.98</b>	<b>\$ 13,143.70</b>	<b>\$ 21,777.28</b>
For the Year	Actual	Budget	Over/(Under)
District Income	\$ 300,972.95	\$ 339,134.98	\$ (38,162.03)
District Expenses	\$ 214,556.10	\$ 194,155.21	\$ 20,400.89
<b>Net Income/(Loss)</b>	<b>\$ 86,416.85</b>	<b>\$ 144,979.76</b>	<b>\$ (58,562.91)</b>

### Budget Highlights

#### Month to Date

Income:	\$ 2,202.19	Received more / (less) than expected
Expenses:	\$ (19,575.09)	Spent more / (less) than expected (no brackets = over budget)

#### Year to Date:

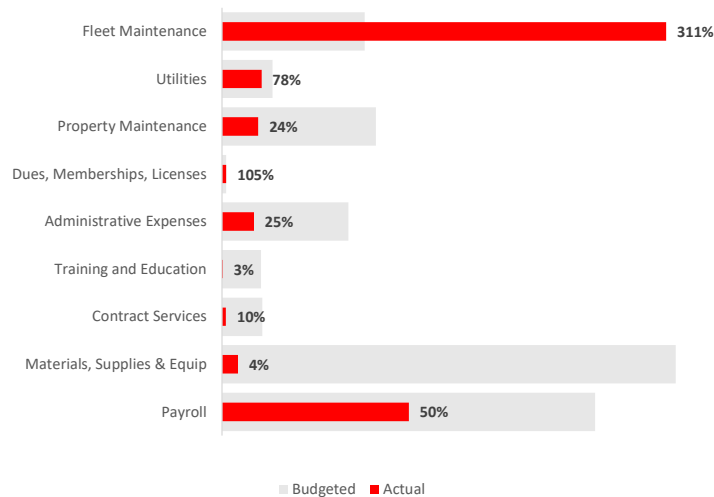
Income:	\$ (38,162.03)	Received more / (less) than expected
Expenses:	\$ 20,400.89	Spent more / (less) than expected (no brackets = over budget)

All other accounts have an expenditure variance from budget under \$500.

Respectfully submitted,

Michael Brandt, SPCFPD Treasurer

### Annual Budget: Budget vs Actual



Notes for Treasurer's Report: June 2021

**Funds transferred:**

2021.06.04 Transfer \$20,000 from Colorado Trust

**Deposits**

2021 06.04 Deposit 4,680 from IREA

2021.06.30 Deposit \$4,000 from sale of tender

**Open CIP expenditures not yet completed and billed to SPCFPD:**

- Register Electric ~\$3k

**Bills paid Electronically or by Check:**

To:	For	Jun-21
Boundtree	Medical Supplies	\$ 321.49
Century Link	Phone	\$ -
Corhio	Records access	\$ 50.00
FPPA	Pension	\$ 1,092.50
IREA (2000)	Electrical Sta 3	\$ 25.39
IREA (4700)	Electrical Sta 2	\$ 89.32
IREA (7100)	Electrical Sta 1	\$ 187.77
MarGas		\$ -
Mile High Propane	Fuel	\$ -
Park Cty Road & Bridge	Fuel	\$ 905.40
Pinnacol	Insurance	\$ 519.00
VFIS	Insurance	\$ 16,199.00
QuickBooks	Payroll	\$ 6,794.33
South Park Tel	Repeater/Internet	\$ 139.95
Teller County Waste	Trash	\$ 117.95
Coaty Marchant Woods	Legal	\$ -
<b>US Treasury</b>	US Tax Withholding	\$ 2,073.86
US Treasury	penalty	\$ -
<b>US Treasury</b>	FUTA	\$ 25.50
<b>CO Dept of Revenue</b>	State Tax	-
<b>CO StateTreasurer</b>	State Unemployment	-
Verizon (new)	Ambulance WiFi	
Visa	Chief's card	\$ 1,406.06
Visa	Mike	\$ 57.16