



# Treasurer's Report: Feb 2021

Southern Park County Fire Protection District

Mike Brandt, Treasurer

3/4/21

**The Southern Park County Fire Protection District**  
**Balance Sheet**  
As of February 28, 2021

	Feb 28, 21
<b>ASSETS</b>	
<b>Current Assets</b>	
<b>Checking/Savings</b>	
<b>10000 · Bank Accounts</b>	
10101 · ColoTrust - General Fund	86,284.09
10102 · ColoTrust - Capital Reserve	100,318.81
10103 · ColoTrust - Capital Improvement	226,718.08
10105 · Sunflower (Ops Checking)	17,017.31
10106 · Sunflower (MED Account)	12,356.18
10400 · Petty Cash	672.40
<b>Total 10000 · Bank Accounts</b>	443,366.87
<b>Total Checking/Savings</b>	443,366.87
<b>Total Current Assets</b>	443,366.87
<b>Fixed Assets</b>	
<b>12000 · Fixed Assets</b>	362,281.98
<b>Total Fixed Assets</b>	362,281.98
<b>Other Assets</b>	362,259.75
<b>TOTAL ASSETS</b>	<b>1,167,908.60</b>
<b>LIABILITIES &amp; EQUITY</b>	
<b>Liabilities</b>	
<b>Current Liabilities</b>	
<b>Accounts Payable</b>	
20001 · Accounts Payable	-1,901.14
<b>Total Accounts Payable</b>	-1,901.14
<b>Credit Cards</b>	3,040.16
<b>Other Current Liabilities</b>	
20000 · Payroll Liabilities	-3,122.61
21000 · Deferred Revenue	358,496.00
<b>Total Other Current Liabilities</b>	355,373.39
<b>Total Current Liabilities</b>	356,512.41
<b>Total Liabilities</b>	356,512.41

4:50 PM

03/04/21

Accrual Basis

The Southern Park County Fire Protection District  
**Balance Sheet**  
As of February 28, 2021

---

	<u>Feb 28, 21</u>
Equity	
14000 · Net Investment in Fixed Assets	1,223,567.31
26000 · Retained Earnings	15,836.45
30000 · Opening Balance Equity	-413,656.84
Net Income	-14,350.73
	<hr/>
Total Equity	811,396.19
	<hr/>
<b>TOTAL LIABILITIES &amp; EQUITY</b>	<b><u><u>1,167,908.60</u></u></b>

**The Southern Park County Fire Protection District**  
**Profit & Loss**  
**February 2021**

	Feb 21
<b>Ordinary Income/Expense</b>	
<b>Income</b>	
<b>40000 · General Revenue</b>	
40100 · District Tax Collected	11,428.75
40200 · Interest Income	21.70
<b>40300 · Program and Service Income</b>	
40307 Telehealth program	2,852.25
40301 · Donations	650.00
40303 · Medical Billing <Income>	0.00
40305 · Refunds	502.88
<b>Total 40300 · Program and Service Income</b>	4,005.13
40400 · Other Income	30.00
<b>Total 40000 · General Revenue</b>	15,485.58
<b>Total Income</b>	15,485.58
<b>Expense</b>	
<b>20500 · Payroll Expenses</b>	
20501 · FPPA Expenses	420.00
20502 · Chief's Salary	4,200.00
20503 · Shift Pay	3,000.00
20505 · Company Payroll Expenses	365.09
20507 · Admin Pay	200.00
<b>Total 20500 · Payroll Expenses</b>	8,185.09
<b>70000 · Services, Supplies &amp; Equipment</b>	
<b>70100 · Materials, Supplies &amp; Equipment</b>	
70101 · Firefighting Supplies & Equip	325.58
70102 · Medical Supplies & Equipment	
Ambulance WiFi	191.16
<b>Total 70102 · Medical Supplies &amp; Equipment</b>	191.16
70105 · Equipment Rental	50.00
<b>Total 70100 · Materials, Supplies &amp; Equipment</b>	566.74
70200 · Contract Services	32.54
70400 · Administrative Expenses	247.61
70500 · Dues, Memberships & Licenses	953.54
<b>Total 70000 · Services, Supplies &amp; Equipment</b>	1,800.43

4:52 PM

03/04/21

Accrual Basis

The Southern Park County Fire Protection District  
**Profit & Loss**  
February 2021

---

	<u>Feb 21</u>
80000 · Building & Fleet Services	
80200 · Utilities	938.01
80300 · Fleet Maintenance	
80305 · Fire Apparatus	<u>435.19</u>
Total 80300 · Fleet Maintenance	435.19
Total 80000 · Building & Fleet Services	<u>1,373.20</u>
Total Expense	<u>11,358.72</u>
Net Ordinary Income	<u>4,126.86</u>
Net Income	<u><u>4,126.86</u></u>



# Southern Park County Fire Protection District

P.O. Box 11 - Guffey, CO 80820 - tel: (719) 689-9479 - fax: (719) 689-9483  
www.guffeyfire.net

## February 2021 Monthly Budget

### Income

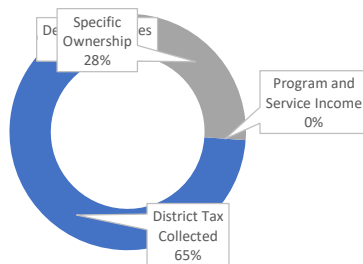
	Transactions	Budget	Over/(Under)	YTD Actual	YTD Budget	YTD Over/(Under)	Annual Budget
District Tax Collected	\$ 8,665.85	\$ 121,888.77	\$ (113,222.92)	\$ 8,665.85	\$ 132,643.67	\$ (123,977.82)	\$ 358,496.39
Delinquent Taxes	\$ 915.75	\$ -	\$ 915.75	\$ 915.75	\$ -	\$ 915.75	\$ -
Interest Income	\$ -	\$ 316.67	\$ (316.67)	\$ -	\$ 633.33	\$ (633.33)	\$ 3,800.00
Specific Ownership	\$ 3,678.65	\$ 2,000.00	\$ 1,678.65	\$ 5,922.26	\$ 2,166.67	\$ 3,755.59	\$ 24,000.00
Program and Service Income	\$ -	\$ 166.67	\$ (166.67)	\$ 2,243.61	\$ 333.33	\$ 1,910.28	\$ 2,000.00
<b>Income:</b>	<b>\$ 13,260.25</b>	<b>\$ 124,372.11</b>	<b>\$ (111,111.86)</b>	<b>\$ 17,747.47</b>	<b>\$ 135,777.00</b>	<b>\$ (118,029.53)</b>	<b>\$ 388,296.39</b>

### Expenses

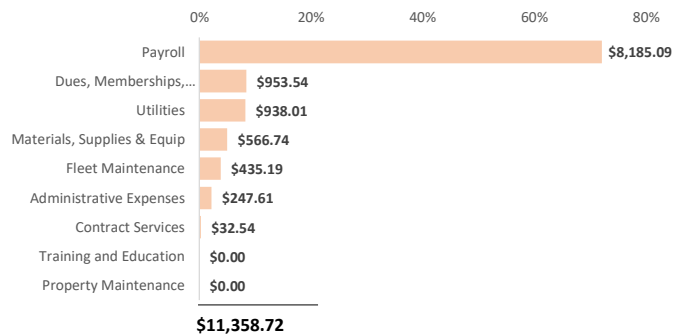
Payroll	\$ 8,185.09	\$ 8,717.00	\$ (531.91)	\$ 15,008.95	\$ 17,434.00	\$ (2,425.05)	\$ 104,604.00
Materials, Supplies & Equip	\$ 566.74	\$ 10,607.34	\$ (10,040.60)	\$ 1,724.67	\$ 21,214.68	\$ (19,490.01)	\$ 127,288.11
Contract Services	\$ 32.54	\$ 944.17	\$ (911.63)	\$ 215.20	\$ 1,888.33	\$ (1,673.13)	\$ 11,330.00
Training and Education	\$ -	\$ 916.67	\$ (916.67)	\$ 220.83	\$ 1,833.33	\$ (1,612.50)	\$ 11,000.00
Administrative Expenses	\$ 247.61	\$ 2,952.99	\$ (2,705.38)	\$ 347.61	\$ 5,905.98	\$ (5,558.37)	\$ 35,435.89
Dues, Memberships, Licenses	\$ 953.54	\$ 100.00	\$ 853.54	\$ 953.54	\$ 200.00	\$ 753.54	\$ 1,200.00
Property Maintenance	\$ -	\$ 3,600.17	\$ (3,600.17)	\$ 9,421.73	\$ 7,200.33	\$ 2,221.40	\$ 43,202.00
Utilities	\$ 938.01	\$ 1,185.61	\$ (247.60)	\$ 1,924.27	\$ 2,371.23	\$ (446.96)	\$ 14,227.38
Fleet Maintenance	\$ 435.19	\$ 3,335.25	\$ (2,900.06)	\$ 1,021.46	\$ 6,670.51	\$ (5,649.05)	\$ 40,023.05
<b>Expenses:</b>	<b>\$ 11,358.72</b>	<b>\$ 32,359.20</b>	<b>\$ (21,000.48)</b>	<b>\$ 30,838.26</b>	<b>\$ 64,718.40</b>	<b>\$ (33,880.14)</b>	<b>\$ 388,310.43</b>

**Net Income/Loss:** \$ 1,901.53 \$ 92,012.90 \$ (90,111.37) \$ (13,090.79) \$ 71,058.59 \$ (84,149.38) \$ (14.04)

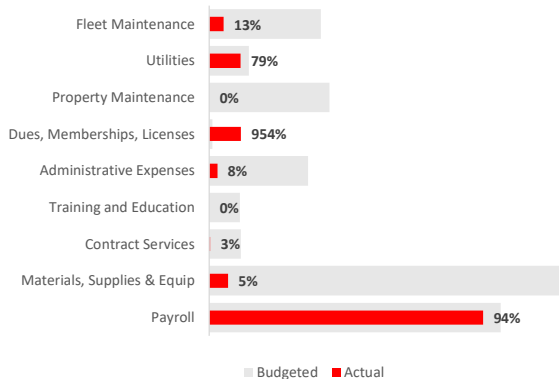
### Current Month: District Income



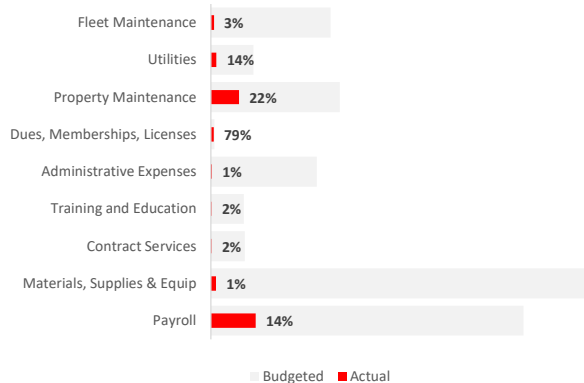
### Current Month: District Expenses (ranked)



### Current Month: Budget vs Actual



### YTD: Budget vs Actual





# Southern Park County Fire Protection District

P.O. Box 11 – Guffey, CO 80820 – tel (719) 689-9479 – fax (719) 689-9483  
www.guffeyfire.net

## February 2021 District Financial Report

### Banking and Investments

General Fund		ColoTrust		Capital Improvement	
Beginning Balance:	\$ 78,867.89	Beginning Balance:	\$ 100,312.21	Beginning Balance:	\$ 226,703.13
Inflows:	\$ 11,201.95	Inflows:	\$ 606.00	Inflows:	\$ 14.95
Outflow:	\$ -	Outflow:	\$ -	Outflow:	\$ -
<b>Ending Balance:</b>	<b>\$ 90,069.84</b>	<b>Ending Balance:</b>	<b>\$ 100,918.21</b>	<b>Ending Balance:</b>	<b>\$ 226,718.08</b>

Sunflower Bank		Medical Billing		Other District Income	
Beginning Balance:	\$ 26,252.37	Beginning Balance:	\$ 12,388.72	Beginning Balance:	\$ 713.56
Inflows:	\$ 3,985.28	Inflows:	\$ -	Inflows:	\$ 170.00
Outflow:	\$ 11,443.19	Outflow:	\$ 32.54	Outflow:	\$ 91.16
<b>Ending Balance:</b>	<b>\$ 18,794.46</b>	<b>Ending Balance:</b>	<b>\$ 12,356.18</b>	<b>Ending Balance:</b>	<b>\$ 792.40</b>

ColoTrust Available Funds:	\$ 417,706.13	Sunflower Available Funds:	\$ 31,150.64
<b>Total ALL Accounts:</b>	<b>\$ 449,649.17</b>		
<b>Total Avail Funds</b>	<b>\$ 449,649.17</b>		

### Expenses: Actual vs. Budget

For the Month	Actual	Budget	Over/(Under)
District Income	\$ 13,260.25	\$ 124,372.11	\$ (111,111.86)
District Expenses	\$ 11,358.72	\$ 32,359.20	\$ (21,000.48)
<b>Net Income/(Loss)</b>	<b>\$ 1,901.53</b>	<b>\$ 92,012.90</b>	<b>\$ (90,111.37)</b>

For the Year	Actual	Budget	Over/(Under)
District Income	\$ 17,747.47	\$ 135,777.00	\$ (118,029.53)
District Expenses	\$ 30,838.26	\$ 64,718.40	\$ (33,880.14)
<b>Net Income/(Loss)</b>	<b>\$ (13,090.79)</b>	<b>\$ 71,058.59</b>	<b>\$ (84,149.38)</b>

### Budget Highlights

#### Month to Date

Income: \$ (111,111.86) Received more / (less) than expected  
 Expenses: \$ (21,000.48) Spent more / (less) than expected (no brackets = over budget)

#### Year to Date:

Income: \$ (118,029.53) Received more / (less) than expected  
 Expenses: \$ (33,880.14) Spent more / (less) than expected (no brackets = over budget)

All other accounts have an expenditure variance from budget under \$500.

Respectfully submitted,

Sean English, SPCFPD Treasurer

### Annual Budget: Budget vs Actual

