



Treasurer's Report: June 2020

Southern Park County Fire Protection District

Michael Brandt, Treasurer

7/2/20

June 2020 District Financial Report

Banking and Investments

		ColoTrust			
General Fund		Capital Reserve		Capital Improvement	
Beginning Balance:	\$ 207,131.45	Beginning Balance:	\$ 100,147.53	Beginning Balance:	\$ 132,961.79
Inflows:	\$ 24,664.39	Inflows:	\$ 41.02	Inflows:	\$ 12,536.01
Outflow:	\$ 17,481.50	Outflow:	\$ -	Outflow:	\$ 12,481.50
Ending Balance:	\$ 214,314.34	Ending Balance:	\$ 100,188.55	Ending Balance:	\$ 133,016.30
Sunflower Bank		Medical Billing		Other District Income	
Operations				Petty Cash	
Capital Reserve:	\$ 43,975.86	Beginning Balance:	\$ 11,507.87	Beginning Balance:	\$ 790.16
Inflows:	\$ 21,169.58	Inflows:	\$ -	Inflows:	\$ 100.00
Outflow:	\$ 31,705.13	Outflow:	\$ 146.02	Outflow:	\$ 106.88
Ending Balance:	\$ 33,440.31	Ending Balance:	\$ 11,361.85	Ending Balance:	\$ 783.28
ColoTrust Available Funds:	\$ 447,519.19	Sunflower Available Funds:	\$ 44,802.16		
Total ALL Accounts:	\$ 493,104.63				
Total Avail Funds	\$ 493,104.63				

Expenses: Actual vs. Budget

For the Month	Actual	Budget	Over/(Under)
District Income	\$ 25,489.78	\$ 68,014.98	\$ (42,525.20)
District Expenses	\$ 28,408.38	\$ 35,028.71	\$ (6,620.33)
Net Income/(Loss)	\$ (2,918.60)	\$ 32,986.27	\$ (35,904.87)
For the Year	Actual	Budget	Over/(Under)
District Income	\$ 325,026.68	\$ 309,991.00	\$ 15,035.68
District Expenses	\$ 170,492.21	\$ 210,172.26	\$ (39,680.05)
Net Income/(Loss)	\$ 154,534.47	\$ 99,818.74	\$ 54,715.73

Budget Highlights

Month to Date

Income:	\$ (42,525.20)	Received more / (less) than expected
Expenses:	\$ (6,620.33)	Spent more / (less) than expected (no brackets = over budget)

Year to Date:

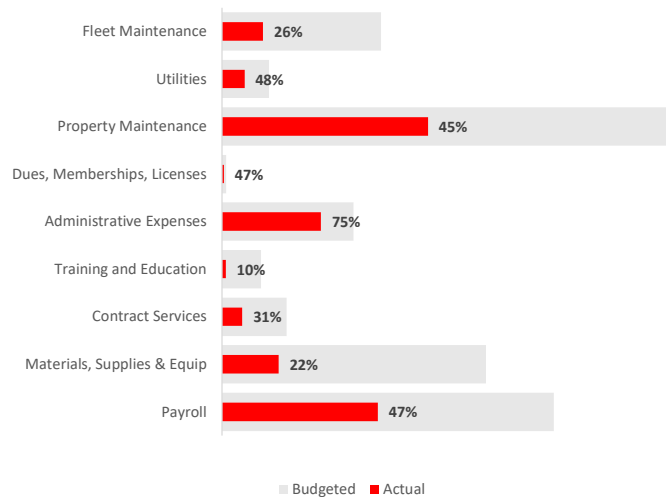
Income:	\$ 15,035.68	Received more / (less) than expected
Expenses:	\$ (39,680.05)	Spent more / (less) than expected (no brackets = over budget)

All other accounts have an expenditure variance from budget under \$500.

Respectfully submitted,

Michael Brandt, SPCFPD Treasurer

Annual Budget: Budget vs Actual





Southern Park County Fire Protection District

P.O. Box 11 – Guffey, CO 80820 – tel: (719) 689-9479 – fax: (719) 689-9483
www.guffeyfire.net

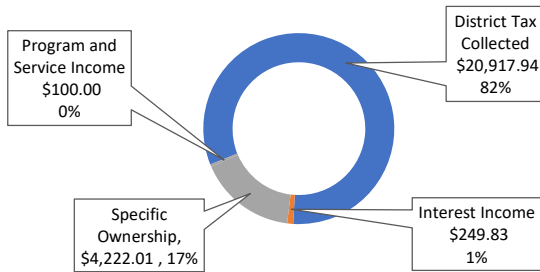
June 2020 Monthly Budget

Income							
	Transactions	Budget	Over/(Under)	YTD Actual	YTD Budget	YTD Over/(Under)	Annual Budget
District Tax Collected	\$ 20,917.94	\$ 63,469.15	\$ (42,551.21)	\$ 285,647.34	\$ 281,778.52	\$ 3,868.82	\$ 367,410.82
Interest Income	\$ 249.83	\$ 358.33	\$ (108.50)	\$ 2,175.99	\$ 2,149.98	\$ 26.01	\$ 4,299.96
Specific Ownership	\$ 4,222.01	\$ 2,000.00	\$ 2,222.01	\$ 20,662.68	\$ 12,937.50	\$ 7,725.18	\$ 24,000.00
Program and Service Income	\$ 100.00	\$ 2,187.50	\$ (2,087.50)	\$ 16,540.67	\$ 13,125.00	\$ 3,415.67	\$ 26,250.00
Income:	\$ 25,489.78	\$ 68,014.98	\$ (42,525.20)	\$ 325,026.68	\$ 309,991.00	\$ 15,035.68	\$ 421,960.78

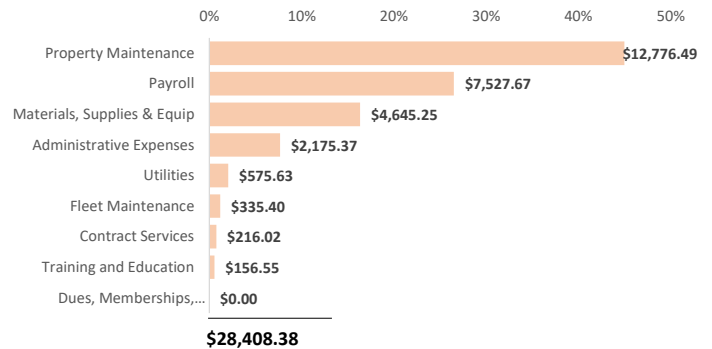
Expenses							
Payroll	\$ 7,527.67	\$ 7,751.00	\$ (223.33)	\$ 43,729.50	\$ 46,506.00	\$ (2,776.50)	\$ 93,012.00
Materials, Supplies & Equip	\$ 4,645.25	\$ 6,167.16	\$ (1,521.91)	\$ 15,938.31	\$ 37,002.96	\$ (21,064.65)	\$ 74,005.92
Contract Services	\$ 216.02	\$ 1,516.66	\$ (1,300.64)	\$ 5,699.54	\$ 9,099.96	\$ (3,400.42)	\$ 18,199.92
Training and Education	\$ 156.55	\$ 916.66	\$ (760.11)	\$ 1,113.72	\$ 5,499.96	\$ (4,386.24)	\$ 10,999.92
Administrative Expenses	\$ 2,175.37	\$ 3,071.91	\$ (896.54)	\$ 27,772.98	\$ 18,431.46	\$ 9,341.52	\$ 36,862.92
Dues, Memberships, Licenses	\$ -	\$ 100.00	\$ (100.00)	\$ 560.00	\$ 600.00	\$ (40.00)	\$ 1,200.00
Property Maintenance	\$ 12,776.49	\$ 10,688.08	\$ 2,088.41	\$ 57,778.29	\$ 64,128.48	\$ (6,350.19)	\$ 128,256.96
Utilities	\$ 575.63	\$ 1,102.41	\$ (526.78)	\$ 6,338.28	\$ 6,614.46	\$ (276.18)	\$ 13,228.92
Fleet Maintenance	\$ 335.40	\$ 3,714.83	\$ (3,379.43)	\$ 11,561.59	\$ 22,288.98	\$ (10,727.39)	\$ 44,577.96
Expenses:	\$ 28,408.38	\$ 35,028.71	\$ (6,620.33)	\$ 170,492.21	\$ 210,172.26	\$ (39,680.05)	\$ 420,344.52

Net Income/Loss: \$ (2,918.60) \$ 32,986.27 \$ (35,904.87) \$ 154,534.47 \$ 99,818.74 \$ 54,715.73 \$ 1,616.26

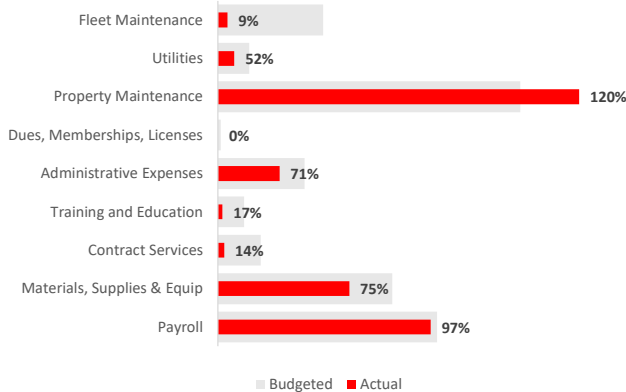
Current Month: District Income



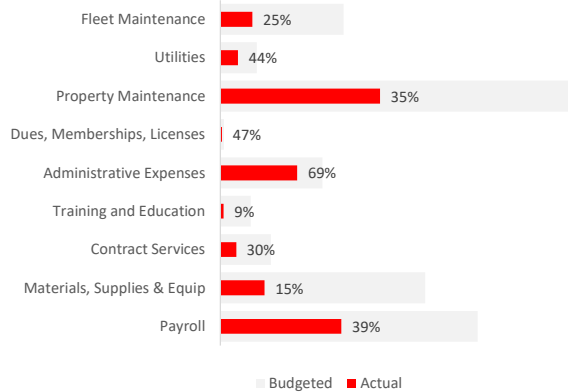
Current Month: District Expenses (ranked)



Current Month: Budget vs Actual



YTD: Budget vs Actual



The Southern Park County Fire Protection District

Profit & Loss

June 2020

07/01/20

Accrual Basis

	Jun 20
Ordinary Income/Expense	
Income	
40000 · General Revenue	
40100 · District Tax Collected	
40101 · Current Tax Collected	20,917.94
40104 · Specific Ownership Tax	4,222.01
Total 40100 · District Tax Collected	25,139.95
40200 · Interest Income	
40103 · Interest on Tax Collected	63.37
40201 · ColoTrust Interest Income	186.04
40202 · Sunflower Bank Interest Income	0.42
Total 40200 · Interest Income	249.83
40300 · Program and Service Income	
40303 · Medical Billing <Income>	0.00
40304 · Fire Billing	100.00
Total 40300 · Program and Service Income	100.00
Total 40000 · General Revenue	25,489.78
Total Income	25,489.78
Expense	
20500 · Payroll Expenses	
20501 · FPPA Expenses	376.00
20502 · Chief's Salary	4,000.00
20503 · Shift Pay	2,650.00
20505 · Company Payroll Expenses	301.67
20507 · Admin Pay	200.00
Total 20500 · Payroll Expenses	7,527.67
70000 · Services, Supplies & Equipment	
70100 · Materials, Supplies & Equipment	4,645.25
70200 · Contract Services	216.02
70300 · Training and Education	156.55
70400 · Administrative Expenses	2,175.37
Total 70000 · Services, Supplies & Equipment	7,193.19
80000 · Building & Fleet Services	
80100 · Property Maintenance	12,776.49
80200 · Utilities	575.63
80300 · Fleet Maintenance	335.40
Total 80000 · Building & Fleet Services	13,687.52
Total Expense	28,408.38
Net Ordinary Income	-2,918.60
Net Income	-2,918.60

The Southern Park County Fire Protection District

07/01/20

Balance Sheet

Accrual Basis

As of June 30, 2020

	<u>Jun 30, 20</u>
ASSETS	
Current Assets	
Checking/Savings	
10000 · Bank Accounts	
10101 · ColoTrust - General Fund	214,314.34
10102 · ColoTrust - Capital Reserve	100,188.55
10103 · ColoTrust - Capital Improvement	133,016.30
10105 · Sunflower (Ops Checking)	20,461.28
10106 · Sunflower (MED Account)	11,361.85
10400 · Petty Cash	783.28
Total 10000 · Bank Accounts	<u>480,125.60</u>
Total Checking/Savings	<u>480,125.60</u>
Total Current Assets	480,125.60
Fixed Assets	
12000 · Fixed Assets	
12100 · Vehicles	628,265.86
12300 · Historical Record Corrections	34,612.47
12500 · Equipment, Fixtures & Furniture	226,507.43
12700 · Buildings	305,109.18
12800 · Land	56,189.32
12999 · <Less> Accumulated Depreciation	<u>-682,152.44</u>
Total 12000 · Fixed Assets	<u>568,531.82</u>
Total Fixed Assets	568,531.82
Other Assets	
11000 · Property Taxes Receivable	<u>367,411.00</u>
Total Other Assets	<u>367,411.00</u>
TOTAL ASSETS	<u><u>1,416,068.42</u></u>
LIABILITIES & EQUITY	
Liabilities	
Current Liabilities	
Accounts Payable	
20001 · Accounts Payable	<u>-435.00</u>
Total Accounts Payable	-435.00
Credit Cards	
17000 · Visa Cards	<u>2,538.62</u>
Total Credit Cards	2,538.62
Other Current Liabilities	
20000 · Payroll Liabilities	
20100 · FPPA	-346.37
20200 · Colorado State Taxes	-663.72
20300 · Federal Taxes and Withholding	-2,787.09
20000 · Payroll Liabilities - Other	<u>3,323.46</u>
Total 20000 · Payroll Liabilities	-473.72

The Southern Park County Fire Protection District

07/01/20

Balance Sheet

Accrual Basis

As of June 30, 2020

	<u>Jun 30, 20</u>
21000 · Deferred Revenue	367,411.00
Total Other Current Liabilities	<u>366,937.28</u>
Total Current Liabilities	<u>369,040.90</u>
Total Liabilities	369,040.90
Equity	
14000 · Net Investment in Fixed Assets	1,325,868.51
26000 · Retained Earnings	-17,231.54
30000 · Opening Balance Equity	-413,656.84
Net Income	<u>152,047.39</u>
Total Equity	<u>1,047,027.52</u>
TOTAL LIABILITIES & EQUITY	<u><u>1,416,068.42</u></u>